



COVERED
CALIFORNIA

Navigator Grant Funding Announcement Report

September 18, 2014

CONTENTS

I.	EXECUTIVE SUMMARY	1
II.	GRANT REVIEW AND SELECTION PROCESS	5
A.	Grant Application Process.....	6
B.	Technical Review	8
C.	Evaluation and Scoring.....	8
D.	Ranking and Selection	9
III.	FUNDING AWARDS	10
A.	Overview of Grantees	10
B.	Location of Grantees	11
C.	Categories of Grantees.....	12
D.	Non-Funded Organizations	13
	APPENDIX A – 1 PAGE GRANTEE SUMMARY	15

I. EXECUTIVE SUMMARY

This report summarizes Covered California's selection of organizations to receive a Navigator Program Grant. These Navigator Grantees, hereafter referred to as Grantees, responded to the Navigator Program Request for Application released on June 30, 2014. The Navigator Grant Program Agreements will span the period of October 1, 2014 through June 30, 2015. The purpose of the Navigator Grant Program is to engage trusted organizations to conduct outreach, education, enrollment assistance and post enrollment services on behalf of Covered California. Navigator Program Activities include:

1. Informing Covered California subsidy eligible consumers of the availability and benefits of obtaining health care coverage;
2. Promoting the value of purchasing health care coverage;
3. Motivating consumers to act;
4. Helping consumers to shop and compare plans;
5. Facilitating enrollment into Covered California Health Insurance Plans;
6. Assisting consumers with the Covered California renewal process; and
7. Providing post enrollment support to Covered California consumers.

On June 19, 2014, the California Health Benefit Exchange Board approved \$16.9 million to distribute in grants to eligible entities through a competitive grant application process. A total of \$14.65 million was allocated to provide grants to community organizations to reach an estimated 100,700 new Covered California subsidy eligible consumers. An additional \$2.25 million was allocated for a bonus pool that is estimated to reach an additional 30,000 Covered California subsidy eligible consumers. Grantees who meet their enrollment goals would be eligible for a \$7,500 bonus payment for each additional 100 effectuated enrollments.

Covered California selected Grantees for funding based on the best overall value and most effective enrollment strategies. Grant applications must comply with the Enrollment Assistance Program regulations. In selecting Grantees for funding, Covered California considered the following:

1. Entity has existing relationships, or could readily establish relationships, with Covered California subsidy eligible consumers and self-employed individuals likely to be eligible for enrollment in a Covered California Health Plan;
2. Proposal was aligned with the Navigator Program objectives;
3. Degree of innovation, including the use of grant funds on store fronts or other permanent locations where consumers can receive enrollment and renewal assistance outside of normal business hours;
4. Demonstrated ability and evidence of effectiveness in providing outreach, education, enrollment, and post enrollment support, including demonstrated effectiveness in enrolling Covered California subsidy eligible consumers; and
5. Ability to meet any licensing, certification, or other standards prescribed by Covered California and to comply with the Enrollment Assistance Program regulations.

Covered California selected 66 organizations for funding, which includes an additional 161 subcontractors. Navigator Grants total \$17.1 million, which includes \$14.65 million in new Navigator funding and \$3 million in roll over funding from the Outreach and Education Grant Program for the 18 Outreach and Education Grantees that are receiving Navigator grants.

The 227 organizations selected to participate in the Navigator Program are estimated to enroll 93,467 individuals in Covered California Health Plans. The selected Grantees will reach consumers in 13 languages which include: Arabic, Armenian, Chinese, English, Farsi, Hmong, Khmer, Korean, Laotian, Russian, Spanish, Tagalog and Vietnamese. Many of the selected Grantees have proposed to provide services to multiple populations. Below are the numbers of Grantees that will reach the following targeted populations:

1. 14 Grantees will reach the Latino community and at least 60% of their activities are estimated to reach this target population;
2. 8 Grantees will have a specific focus on reaching the Asian community and at least 20% of their activities are estimated to reach this target population;
3. 7 Grantees will have a specific focus on reaching the African American community and at least 30% of their activities are estimated to reach this target population;
4. 19 Grantees are targeting young adults; and
5. 7 Grantees are targeting the LGBTQ community.

Table 1 summarizes the funding amount and percentage by ethnic group.

TABLE 1 – NAVIGATOR FUNDING BY ETHNICITY

Ethnicity	Lead Grantees	Navigator Dollars Awarded	% of Total
Latino	62	\$7,567,468	51.70%
Caucasian	52	\$2,360,174	16.10%
Asian	47	\$1,903,061	13.00%
<i>Cambodian</i>	10	\$98,805	0.70%
<i>Chinese</i>	23	\$382,068	2.60%
<i>Filipino</i>	30	\$247,926	1.70%
<i>Hmong</i>	15	\$126,666	0.90%
<i>Japanese</i>	7	\$19,641	0.10%
<i>Korean</i>	21	\$713,566	4.90%
<i>Laotian</i>	10	\$23,356	0.20%
<i>Vietnamese</i>	27	\$291,033	2.00%
African/African American	54	\$1,854,756	12.70%
<i>African</i>	17	\$313,470	2.10%
<i>African American</i>	44	\$1,541,286	10.50%
Other	40	\$902,290	6.20%
<i>Armenian</i>	6	\$54,052	0.40%

Covered California Navigator Grant Program
Grant Funding Announcement Report

Ethnicity	Lead Grantees	Navigator Dollars Awarded	% of Total
<i>Middle Eastern</i>	20	\$64,127	0.40%
<i>Russian</i>	9	\$50,114	0.30%
<i>Ukrainian</i>	5	\$6,981	0.00%
<i>Other</i>	28	\$727,017	5.00%
American Indian	15	\$61,740	0.40%
Grand Total		\$14,649,490	100%

Table 2 summarizes the Grantees that will provide outreach, education, enrollment assistance and post enrollment services to consumers eligible for Covered California Health Plans. The Grantees' requested amount, total award, Outreach and Education Grant Program roll over amount, as well as their enrollment goal for individuals effectuated for Covered CA plans is also included.

TABLE 2 – NAVIGATOR GRANTEEES

Organization	Requested Amount	Amount Funded (Navigator Dollars)	Roll Over	Total Award	Enrollment Goal
Alameda Health Consortium	\$750,000	\$500,000		\$500,000	3,500
AltaMed Health Services Corporation	\$1,000,000	\$750,000		\$750,000	4,650
Asian Americans Advancing Justice - Los Angeles	\$685,000	\$501,000	\$184,000	\$685,000	2,800
Asian Pacific Self-Development And Residential Association	\$52,268	\$52,268		\$52,268	350
Best PRactices Group, Inc.	\$499,427	\$50,000		\$50,000	350
Bienestar Human Services, INC.	\$531,073	\$200,000	\$127,547	\$327,547	1,400
Bienvenidos Community Health Center	\$50,000	\$50,000		\$50,000	350
California Black Chamber Foundation	\$500,000	\$500,000		\$500,000	2,800
California Council of Churches	\$325,000	\$0	\$133,000	\$133,000	350
California Health Collaborative	\$1,050,000	\$383,000	\$219,000	\$602,000	2,000
California NAACP	\$1,000,000	\$185,562	\$64,438	\$250,000	900
Cambodian Association of America	\$50,000	\$50,000		\$50,000	350
Catholic Charities of California, Inc.	\$630,000	\$300,000	\$247,622	\$547,622	2,151
Central Valley Health Network Inc.	\$585,000	\$400,000	\$79,604	\$479,604	2,800
Centro de Salud de la Comunidad de San Ysidro, Inc. (d.b.a. San Ysidro Health Center)	\$362,719	\$362,719		\$362,719	2,000

Covered California Navigator Grant Program
Grant Funding Announcement Report

Organization	Requested Amount	Amount Funded (Navigator Dollars)	Roll Over	Total Award	Enrollment Goal
City of Long Beach Department of Health and Human Services	\$225,267	\$225,267		\$225,267	1,274
Clinica Sierra Vista	\$500,000	\$500,000		\$500,000	3,500
Coalition of Orange County Community Clinics	\$400,000	\$200,000		\$200,000	1,400
Community Health Alliance of Pasadena	\$175,000	\$175,000		\$175,000	1,225
Community Health Centers of the Central Coast	\$500,000	\$300,000		\$300,000	2,100
Community Health Clinic Ole	\$200,000	\$200,000		\$200,000	1,400
Community Medical Centers, Inc.	\$100,000	\$100,000		\$100,000	700
Comprehensive Community Health Centers	\$350,000	\$250,000		\$250,000	1,800
Crenshaw Health Partners	\$750,000	\$300,000		\$300,000	1,800
D' Access Central Inc	\$50,000	\$50,000		\$50,000	200
East Bay Agency for Children	\$515,654	\$313,000	\$27,418	\$340,418	1,500
Family Health Care Resources	\$500,000	\$100,000		\$100,000	700
Family Health Centers of San Diego	\$500,000	\$300,000		\$300,000	1,400
Family Tax Services	\$100,000	\$100,000		\$100,000	500
Foothill Health Center	\$50,000	\$50,000		\$50,000	300
Greenville Rancheria	\$50,000	\$50,000		\$50,000	192
Health Access Foundation	\$580,000	\$450,000		\$450,000	2,475
Healthy Community Forum for the Greater Sacramento Region d.b.a. Sacramento Covered	\$360,000	\$206,270	\$153,730	\$360,000	1,400
Healthy House Within a MATCH Coalition	\$200,000	\$200,000		\$200,000	1,400
Herald Christian Health Center	\$500,000	\$100,000		\$100,000	700
Home Start, Inc.	\$287,108	\$100,000		\$100,000	700
Hub Cities Consortium	\$150,000	\$150,000		\$150,000	800
INFO LINE of San Diego County	\$602,039	\$34,550	\$215,450	\$250,000	350
Institute for Healthcare Advancement	\$750,000	\$500,000		\$500,000	3,200
Kelly Rolfe Financial Services	\$1,000,000	\$500,000		\$500,000	3,500
Koreatown Multipurpose Senior Center	\$750,000	\$500,000		\$500,000	3,500
LDP Financial	\$200,000	\$100,000		\$100,000	700

Covered California Navigator Grant Program
Grant Funding Announcement Report

Organization	Requested Amount	Amount Funded (Navigator Dollars)	Roll Over	Total Award	Enrollment Goal
Loma Linda University	\$933,339	\$0	\$311,000	\$311,000	700
Northeast Community Clinic	\$100,000	\$100,000		\$100,000	700
Omni Family Health	\$500,000	\$300,000		\$300,000	2,100
Physicians for a National Health Program-California	\$200,000	\$50,000		\$50,000	350
Planned Parenthood of Orange and San Bernardino Counties	\$100,000	\$50,000		\$50,000	350
Providence Little Company of Mary Foundation	\$183,342	\$183,342		\$183,342	1,150
Quantum Investments Inc dba Liberty Tax Service	\$100,000	\$100,000		\$100,000	500
Quinn Community Outreach Corporation	\$748,705	\$150,000		\$150,000	1,000
Redwood Community Health	\$1,000,000	\$312,000	\$438,000	\$750,000	3,000
Riverside County Black Chamber of Commerce	\$500,000	\$300,000		\$300,000	1,600
Saban Community Clinic	\$182,894	\$100,000		\$100,000	600
Sac Cultural Hub Media Foundation	\$300,000	\$200,000		\$200,000	1,200
San Mateo County Health System	\$360,500	\$300,000		\$300,000	1,250
Solano Coalition for Better Health	\$109,188	\$47,200	\$62,800	\$110,000	350
St. Francis Medical Center of Lynwood Foundation	\$605,000	\$36,355	\$213,645	\$250,000	350
The Actors' Fund of America	\$155,000	\$43,010	\$112,000	\$155,010	450
TheGreenFoundation	\$100,000	\$100,000		\$100,000	500
Tides Center/California Coverage & Health Initiatives	\$538,236	\$400,000		\$400,000	2,100
UHW	\$1,000,000	\$500,000		\$500,000	3,500
Unidos Por La Musica	\$750,000	\$300,000		\$300,000	1,800
United Ways of California	\$991,819	\$200,495	\$224,504	\$424,999	1,400
University of Southern California	\$1,000,000	\$100,000	\$0	\$100,000	700
Vision y Compromiso	\$1,000,000	\$238,452	\$261,548	\$500,000	1,150
Young Invincibles	\$200,000	\$200,000		\$200,000	1,200
Total		\$14,649,490	\$3,075,306	\$17,724,796	93,467

II. GRANT REVIEW AND SELECTION PROCESS

Proposals were evaluated individually to assess the quality and likelihood of each proposal to achieve the stated goals of the program and were assigned a numerical score. Covered

California conducted a rigorous evaluator recruitment effort that targeted professionals with relevant education and professional experience in a variety of sectors. Following extensive interviews of 146 reviewers, conflict of interest determinations and self-recusals, a final cohort of 18 grant reviewers was selected. This cohort represented the diverse cultural, social, and linguistic demographics of California. The evaluators all had extensive professional experience as grant authors, evaluators, researchers, and included program administrators for large-scale grants, and leaders within health policy institutes at major universities.

A concerted effort was made to ensure that all proposals received a minimum of two evaluations. A third evaluation was initiated when the first and second scores resulted in a differential of 15 points or greater. Where a significant differential between the previous scores existed, an in-depth review was conducted by internal staff to inform what would be considered an outlier score, with the final score determined by Covered California. Lastly, Covered California reviewed all proposals and evaluator scores. The grant review and selection process timeline is displayed in Chart 1.

CHART 1 – GRANT REVIEW AND SELECTION PROCESS



A. Grant Application Process

The Navigator Grant Application, released on June 30, 2014, was a competitive process administered by Covered California. Prior to the release of the grant application, Covered California conducted a webinar on June 19, 2014 to solicit feedback from stakeholders on preliminary grant application strategies. Stakeholder input was used to inform the final grant application. A Grant Application Conference was conducted on July 1, 2014 to provide an overview of the grant application and a forum for interested entities to ask questions. In addition, there was a process for entities to submit their questions regarding the application and responses were posted on the Covered California website. The final date to submit applications was July 28, 2014.

Applicants were required to submit an application electronically through the on-line application system. Covered California received 146 proposals. As a matter of policy, Covered California does not disclose the individual organizations that applied for the grant program to encourage future participation. Organizations that were not selected for funding are invited to participate in the non-compensated Community Outreach Network and are encouraged to apply for future grant opportunities. The fact that they were not selected is not an indication that their proposal was deficient in any manner.

Chart 2 provides an overview of the applications received, including subcontractor information and funding pool.

CHART 2 - OVERVIEW OF APPLICATIONS RECEIVED

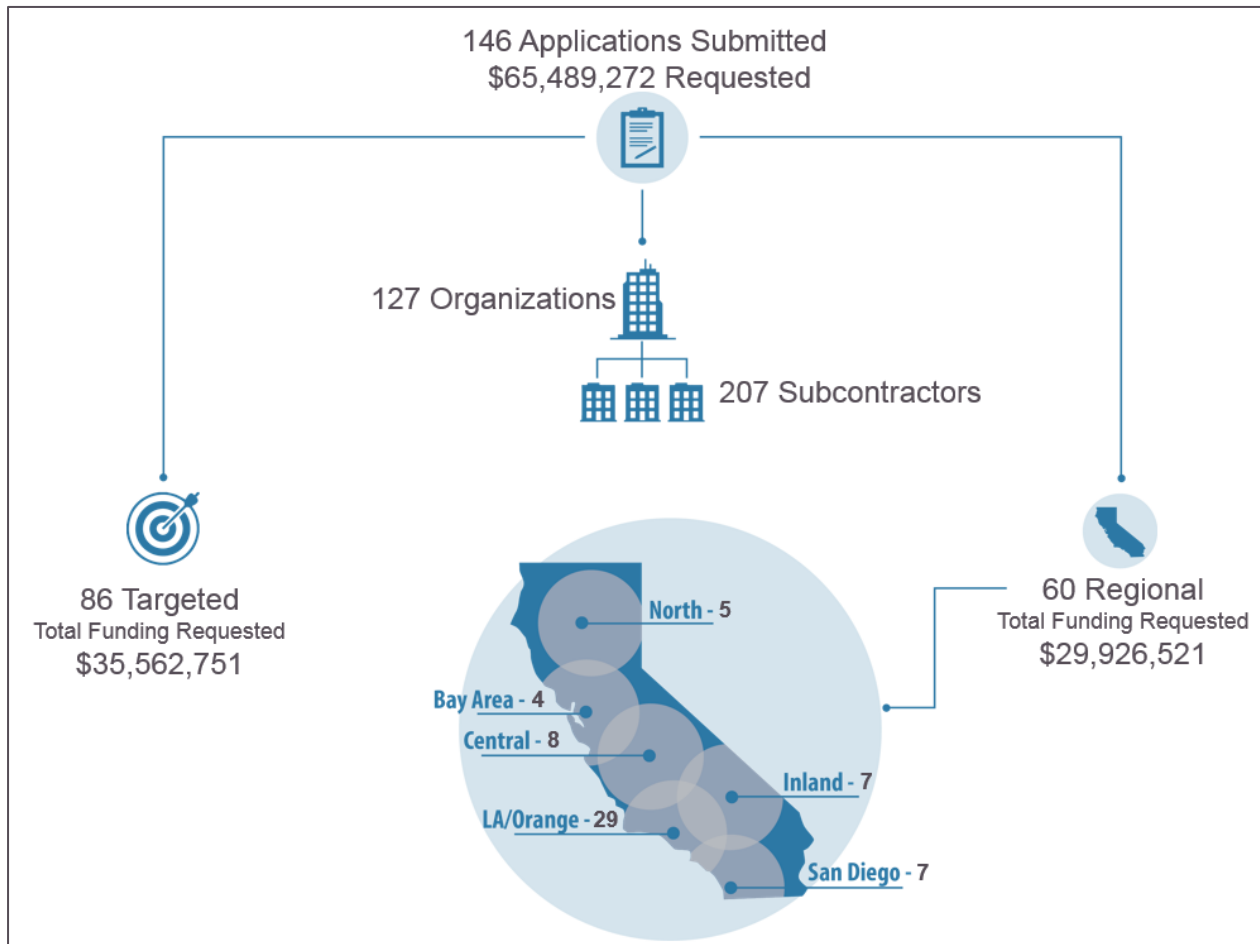


Table 3 summarizes the applications received by region and requested funding amount.

TABLE 3 – FUNDING REQUESTED BY REGION

Region	Applications Submitted	Amount Requested
Bay Area	4	\$1,760,500
Central CA	8	\$4,794,087
Inland	7	\$3,632,044
LA/Orange	29	\$13,802,851
North	5	\$2,110,000
San Diego	7	\$3,827,039
Targeted	86	\$35,562,751
Total	146	\$65,489,272

B. Technical Review

Following successful submission, each application underwent a technical review to determine whether the application met the format, eligibility and funding request requirements. Organizations that failed to meet these requirements based on their submitted application or additional information requested by Covered California, did not pass technical review and did not proceed to evaluation and scoring. Two applications did not pass technical review and therefore did not proceed to evaluation and scoring.

C. Evaluation and Scoring

Those meeting the technical review requirements progressed to evaluation and scoring. During this step, each application was scored by two independent evaluators. The final numeric score was calculated by averaging both scores. Criteria included:

1. Alignment with the Navigator Program objectives;
2. Degree of innovation, including the use of grant funds on store fronts or other permanent locations where consumers can receive enrollment and renewal assistance outside of normal business hours;
3. Evidence demonstrating likely effectiveness of outreach, education, enrollment, and post enrollment strategies;
4. Distinctiveness from other funded activities; and
5. Applications were also reviewed based on cost-effectiveness and allocation (Table 4 represents the allocation guidelines that organizations were suggested to consider).

TABLE 4 – SUGGESTED FUNDING ALLOCATION BY GRANT SIZE

Grant Size	Admin Allowance	Equipment Allowance	Outreach, Education and Media Activities	Enrollment Activities	Post Enrollment & Retention Activities
	15%	10%	25%	30%	20%
\$50,000	\$7,500	\$5,000	\$12,500	\$15,000	\$10,000
\$100,000	\$15,000	\$10,000	\$25,000	\$30,000	\$20,000
\$200,000	\$30,000	\$20,000	\$50,000	\$60,000	\$40,000
\$300,000	\$45,000	\$30,000	\$75,000	\$90,000	\$60,000
\$400,000	\$60,000	\$40,000	\$100,000	\$120,000	\$80,000
\$500,000	\$75,000	\$50,000	\$125,000	\$150,000	\$100,000
\$750,000	\$112,500	\$50,000	\$187,500	\$225,000	\$150,000
\$1,000,000	\$150,000	\$50,000	\$250,000	\$300,000	\$200,000

Note: Equipment allowance is 10% of grant award not to exceed \$50,000.

A review of each applicant’s IRS 990 form was conducted to determine revenue and expenses, number of employees, board of directors, number of volunteers, and overall financial viability of the organization.

Finally, in order to conduct due diligence, Covered California held phone interviews with reference entities attesting to the quality of the lead applicants. Vetting the applicant organizations included conducting phone interviews with organizations that provided a letter of reference for the lead applicant. Staff made a concerted effort to reach the signer of the letter and when they were unavailable a designee provided by that entity was interviewed. The interview questions were uniform for all reference checks. Through these interviews community partners were offered an opportunity to share additional information about their relationship that might not have been conveyed in written form. A complete summary of each questionnaire was provided to the selection group for consideration.

Covered California exercised its right throughout the process to request additional information from any applicant to determine the quality or scope of their proposal.

D. Ranking and Selection

The purpose of ranking and selection was to determine the mix of Grantees that would achieve Covered California’s goals and priorities. An analysis was conducted on the uninsured, subsidy-eligible population in California by utilizing CalSIM version 1.9 as the basis for data evaluation and development of specific county priorities.

The ranking process also involved an analysis of ethnicities and languages proposed to be reached, to ensure selected Grantees would be reaching target populations and communities of importance to Covered California.

Additional consideration was given to applications with lead and subcontracting organizations that have already demonstrated active and successful involvement in Covered California's In-Person Assistance (IPA) Program.

Refer to Appendix A, which provides a one page summary of the proposals for each of the selected Grantees. This summary includes: primary contact information, organization website address, enrollment goal (based on funded amount), roll over amount (if applicable), CEE rank, and subcontractors. Demographic factors including language and Federal Poverty Level as well as the number of CECs (per their application) are also included.

Scored proposals were ranked against each other for applicants proposing to serve the same target population. Some of the factors considered in ranking included: cost-effectiveness, access to target populations (based on ethnicity, income, language, age and other factors), target region, evaluation score, existing networks and infrastructures, as well as references submitted by the applicant.

A selection committee comprised of representatives from Covered California staff and the administrative vendor analyzed funding options and generated final award selections. Funding amount and adjusted effectuation goals were made for each proposal.

III. FUNDING AWARDS

Of the total 146 applications received, two applications did not pass technical review and were not included in the evaluation and scoring process. Of the 144 applications that advanced to evaluation and ranking, 66 Navigator Grant proposals, or 45 percent of applications received, are recommended for funding.

A. Overview of Grantees

Navigator Grant recipients are expected to conduct outreach, education, enrollment assistance, and post enrollment services to consumers. These activities will help Covered California meet the goals of the Navigator Grant Program by:

1. Informing Covered California subsidy eligible consumers of the availability and benefits of obtaining health care coverage;
2. Promoting the value of purchasing health care coverage;
3. Motivating consumers to act;
4. Helping consumers to shop and compare plans;
5. Facilitating enrollment into Covered California Health Insurance Plans;
6. Assisting consumers with the Covered California renewal process; and
7. Providing post enrollment support to Covered California consumers.

With the total investment of \$16.9 million, 66 selected Grantees, including over 160 subcontractors, will achieve a total of 93,467 enrollments from October 1, 2014 through June 30, 2015. The target populations of selected Grantees will reach consumers in 13 languages which include: Arabic, Armenian, Chinese, English, Farsi, Hmong, Khmer, Korean, Laotian, Russian, Spanish, Tagalog, and Vietnamese. Other Grantees were selected based on their demonstrated ability to reach special demographics including Lesbian, Gay, Bisexual, and Transgender (LGBT) and young adults.

B. Location of Grantees

An emphasis was placed on ensuring Grantees were selected that demonstrated a wide reach into areas where Covered California eligible populations reside.

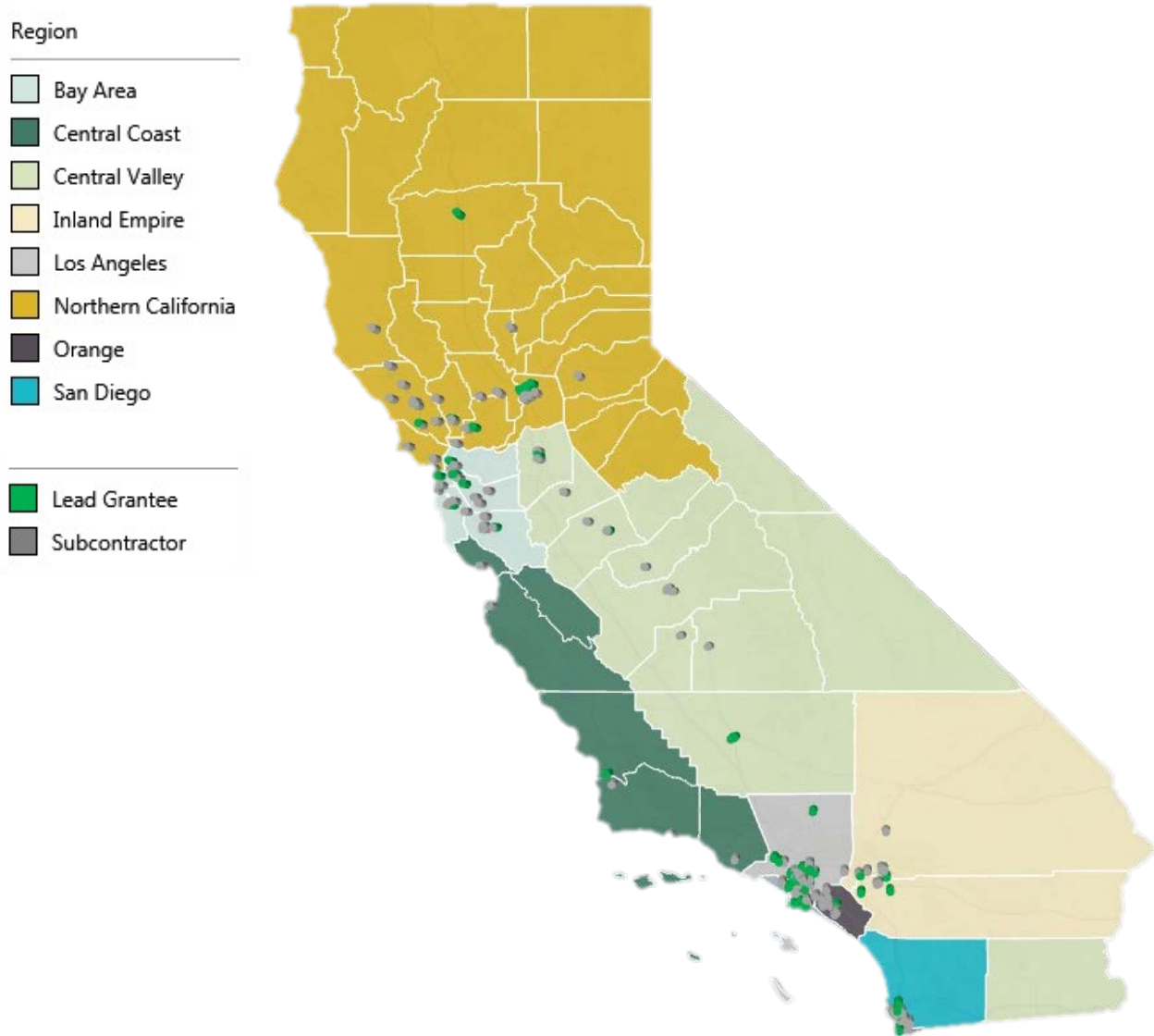
Table 5 shows the funding awarded and effectuated individual enrollment goals by the eight geographic regions that are part of Covered California’s 2015 Community Outreach Campaign.

TABLE 5 – SELECTED NAVIGATOR APPLICATIONS BY REGION AND EFFECTUATED INDIVIDUALS

Region	Funding Amounts (Navigator Dollars)	%	Effectuated Individuals	%
Los Angeles	\$4,520,080	31%	28,929	31%
Central Valley	\$2,432,368	17%	16,230	17%
Northern California	\$2,057,543	14%	13,379	14%
Bay Area	\$1,598,624	11%	9,367	11%
Orange	\$1,331,958	9%	8,614	9%
Inland Empire	\$1,246,662	8%	8,077	9%
San Diego	\$1,019,887	7%	5,632	6%
Central Coast	\$442,368	3%	3,230	3%
Grand Total	\$14,649,490	100%	93,467	100%

The graphic on the next page depicts the locations primary locations of the selected lead and their proposed subcontractor organizations. The selected lead organizations will make final determinations of their subcontractors that will participate and these locations are subject to change. This information does not include any additional sub-site locations for the lead and subcontractor organizations.

CHART 3 – LOCATIONS OF GRANTEES AND SUBCONTRACTORS



C. Categories of Grantees

A wide range of organizations submitted applications and the applications selected for funding reflect this diversity. Table 6 provides an overview of the types of organizations that submitted an application and that were selected for funding.

TABLE 6 – APPLICATIONS RECEIVED AND RECOMMENDED FOR FUNDING BY CATEGORY TYPE

Organization Type/Category	Applications Received	Applications Funded	Requested Amount	Funding Level	Percentage Funded
Community Based Organizations	83	35	\$40,309,476	\$10,137,410	25%
Non-Profit Community Organization	80	33	\$38,829,476	\$9,289,788	24%
Faith-Based Organization	3	2	\$1,480,000	\$847,622	57%
Safety-Net Clinic	23	15	\$7,674,404	\$3,637,719	47%
Trade, Union and Business Associations	17	4	\$8,380,100	\$1,350,000	16%
Trade, Industry, or Professional Organization	7	1	\$3,030,100	\$50,000	2%
Labor Union	2	1	\$2,000,000	\$500,000	25%
Chamber of Commerce	6	2	\$2,350,000	\$800,000	34%
Resource Partners of the Small Business Administration	2	0	\$1,000,000	\$0	0%
Tax Preparers	12	5	\$2,550,000	\$850,000	33%
City, County or Local Government Agency	5	3	\$1,591,953	\$675,267	42%
Schools, Districts, Colleges and Universities	3	2	\$2,933,339	\$411,000	14%
Community College or University	2	2	\$1,933,339	\$411,000	21%
School District	1	0	\$1,000,000	\$0	0%
American Indian Tribe or Tribal Organization	3	1	\$2,050,000	\$50,000	2%
TOTAL	146	65	\$65,489,272	\$17,111,396	26%

D. Non-Funded Organizations

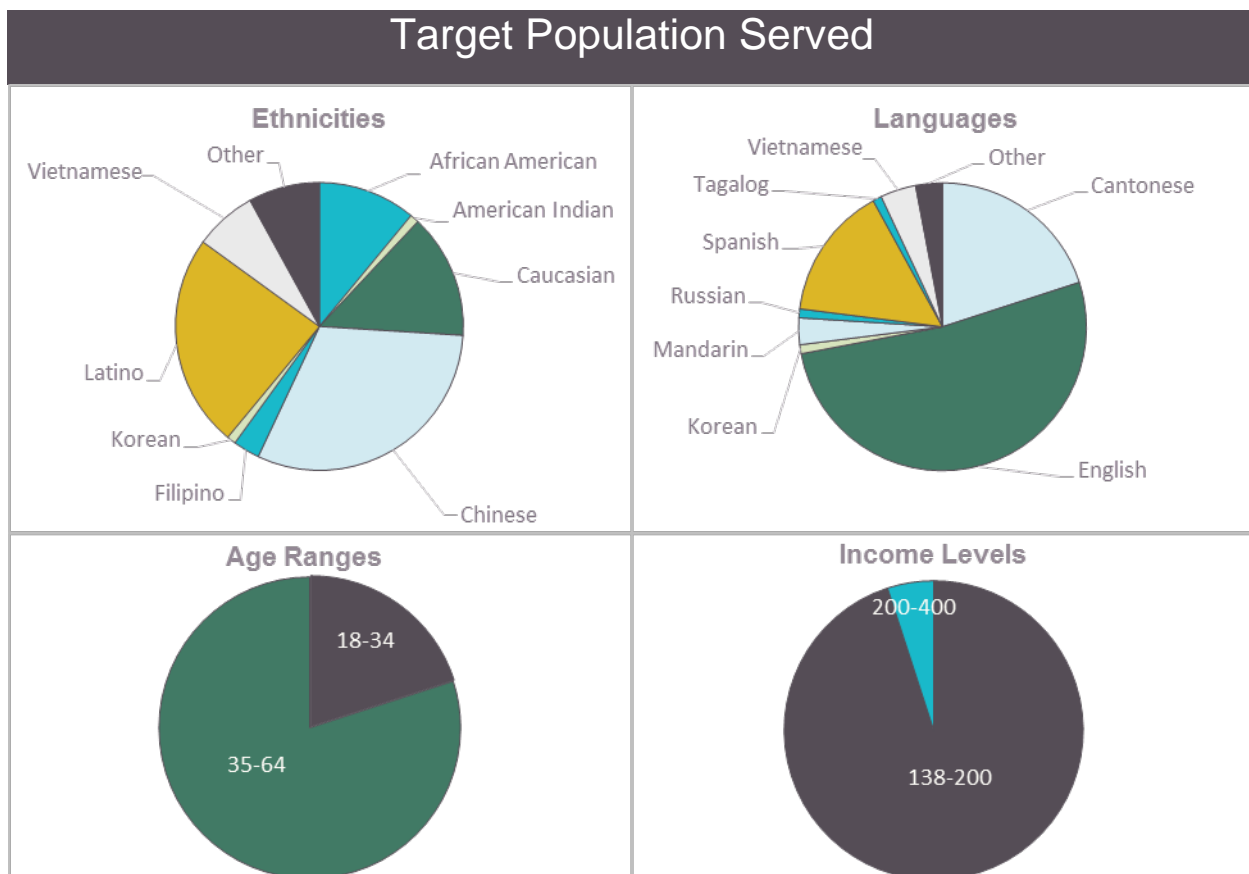
In order to have a strong and robust Navigator Grant Program, it was necessary to have competitive proposals from a large number of organizations. As a result of the competitive nature of the grant program, many well thought out and potentially successful applications were not selected for funding despite a strong evaluation score. As Covered California progressed through the evaluation process it was quickly evident that in many cases a multitude of organizations had submitted strong evidence-based proposals to reach the

same target market. Each of these organizations were extremely qualified and more than able to accomplish the goals that Covered California had set for the Navigator Grant Program, but due to the necessity to reach eligible populations throughout California with the available funding, not all organizations could be funded. Covered California will be reaching out to these capable organizations that submitted impressive applications to invite them to participate, or continue participating, in the IPA Program or the Community Outreach Network. In this capacity, non-funded organizations will work alongside Covered California to reach out to consumers as a trusted source of information in their community about Covered California. The organizations that partner with Covered California in these ways, outside of the Navigator Program, will be critical in ensuring that all eligible individuals have the information and assistance they need to receive the safety and security that health insurance provides.

Appendix A – 1 Page Grantee Summary

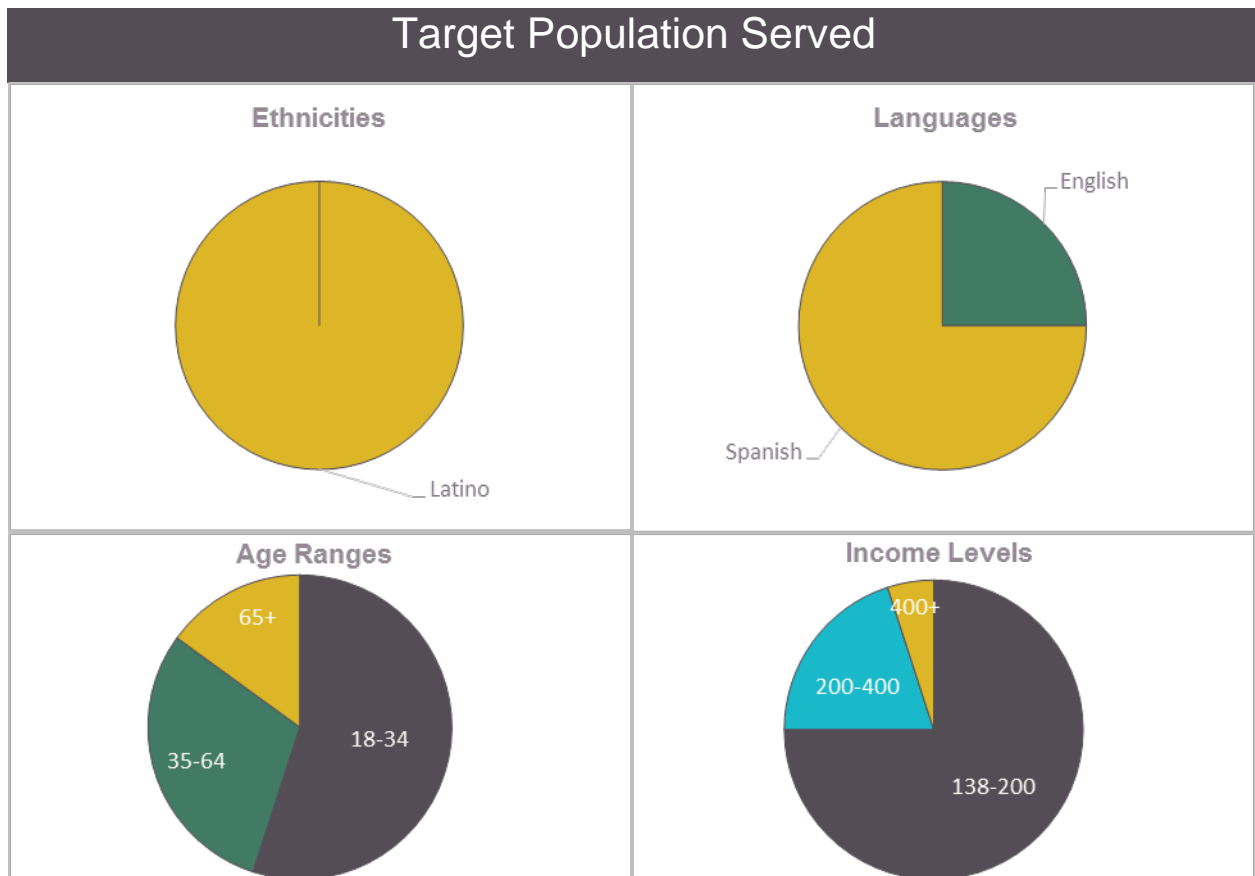
Alameda Health Consortium

Amount Requested: \$750,000		Navigator Funding: \$500,000	
Roll Over Amount: N/A		Total Funding: \$500,000	
Njeri McGee-Tyner Eligibility and Enrollment Director www.alamedahealthconsortium.org		Program Affiliation	Effectuated Individuals
		<input type="checkbox"/> CEE Rank: N/A # CECs: N/A Subcontractor # CECs: 210	3,500
Subcontractors: Asian Health Services, Axis Community Health, La Clinica de La Raza, Inc., LifeLong Medical Care', Native American Health Center, Tri-City Health Center, Tiburcio Vasquez Health Center, West Oakland Health Council			



AltaMed Health Services Corporation

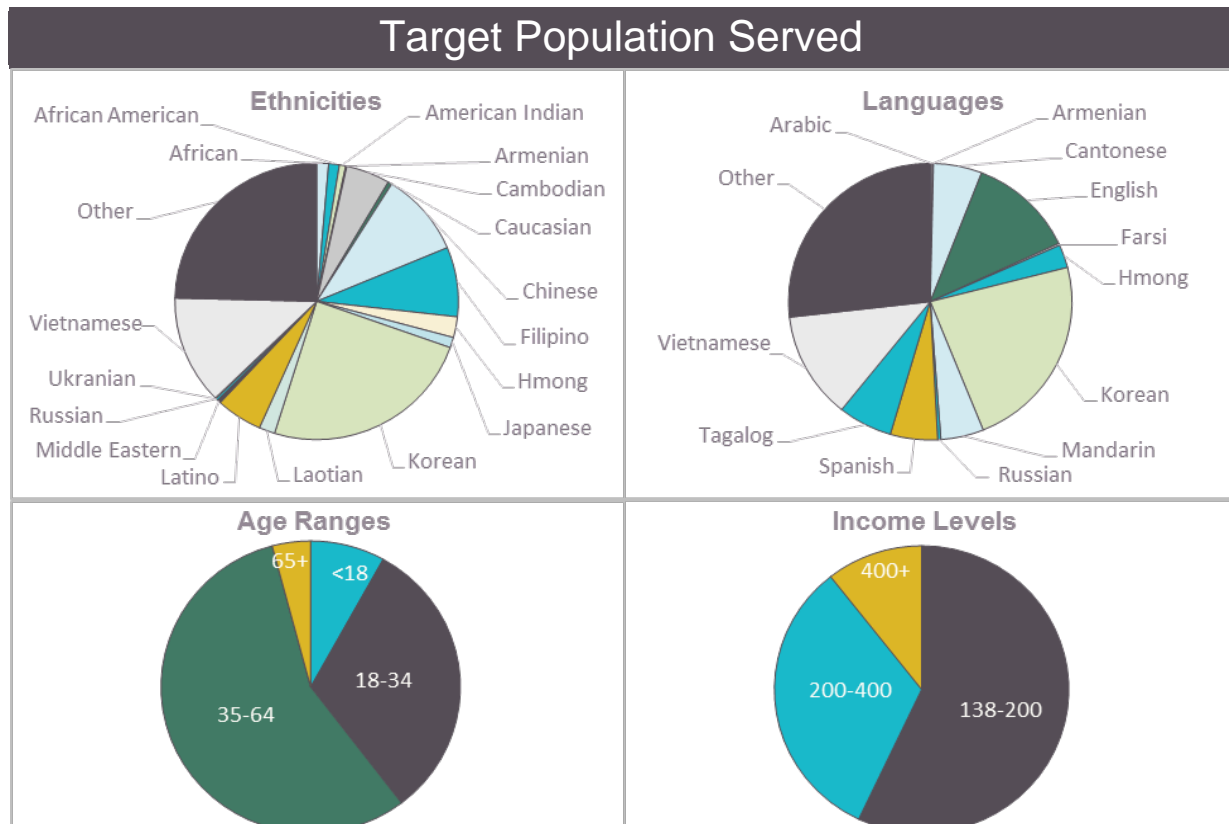
Amount Requested: \$1,000,000		Navigator Funding: \$750,000	
Roll Over Amount: N/A		Total Funding: \$750,00	
Fernanda Nena Davis Associate VP, Grants Management www.altamed.org	Program Affiliation	Effectuated Individuals	
	<input checked="" type="checkbox"/> CEE Rank: 1 # CECs: 136 Subcontractor # CECs: N/A	4,650	
Subcontractors: N/A			



Asian Americans Advancing Justice - Los Angeles

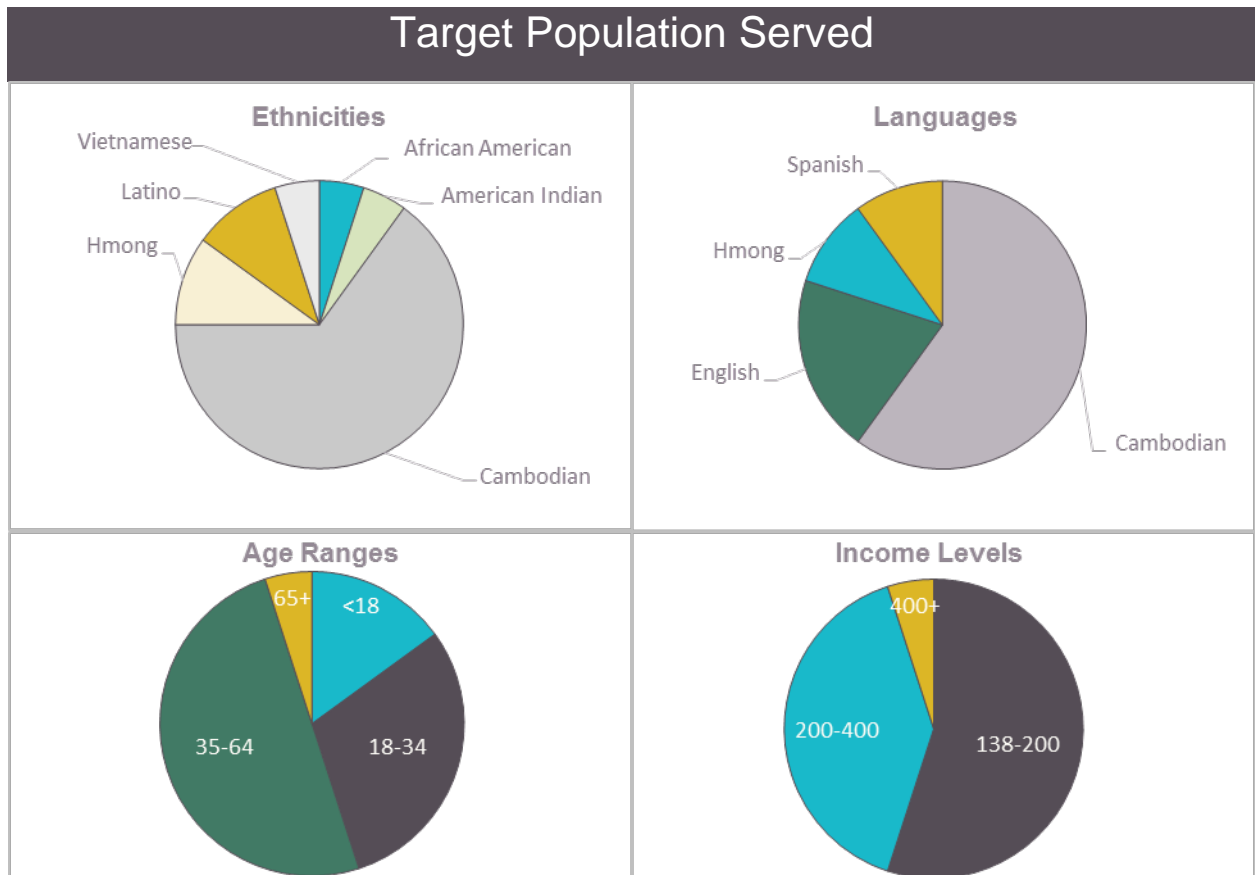
Amount Requested: \$685,000	Navigator Funding: \$501,000	
Roll Over Amount: \$184,000	Total Funding: \$685,000	
Doreena Wong Project Director advancingjustice-la.org	Program Affiliation	Effectuated Individuals
	<input checked="" type="checkbox"/> CEE Rank: 331 # CECs: 7 Subcontractor # CECs: 83	2,800

Subcontractors: API Equality – LA, Asian Pacific Health Care Venture, Inc., Asian Law Alliance, Asian Resources, Inc., Chinatown Service Center, Empowering Pacific Islander Communities, Families in Good Health/St. Mary Medical Center Foundation, Filipino Americans Services Group, Inc., Guam Communications Network, International Children Assistance Network, Korean Americans Community Services, Inc., Korean Churches for Community Development, Korean Community Center of the East Bay, Korean Resource Center, Lao American Coalition, LTSC Community Development Corporation, Native Hawaiian & Pacific Islander Alliance, Operation Samahan, Inc., Orange County Asian and Pacific Islander Community Alliance, Pacific Islander Health Partnership, Samoan Community Development Center, Santa Clara County Asian Law Alliance, Search to Involve Pilipino Americans, South Asian Network, Inc., Taulama for Tongans, Thai Community Development Center, Thai Health and Information Services, Inc., Union of Pan Asian Communities, United Cambodian Community, Vietnamese Voluntary Foundation, Inc., Young Nak Outreach & Transformation Foundation



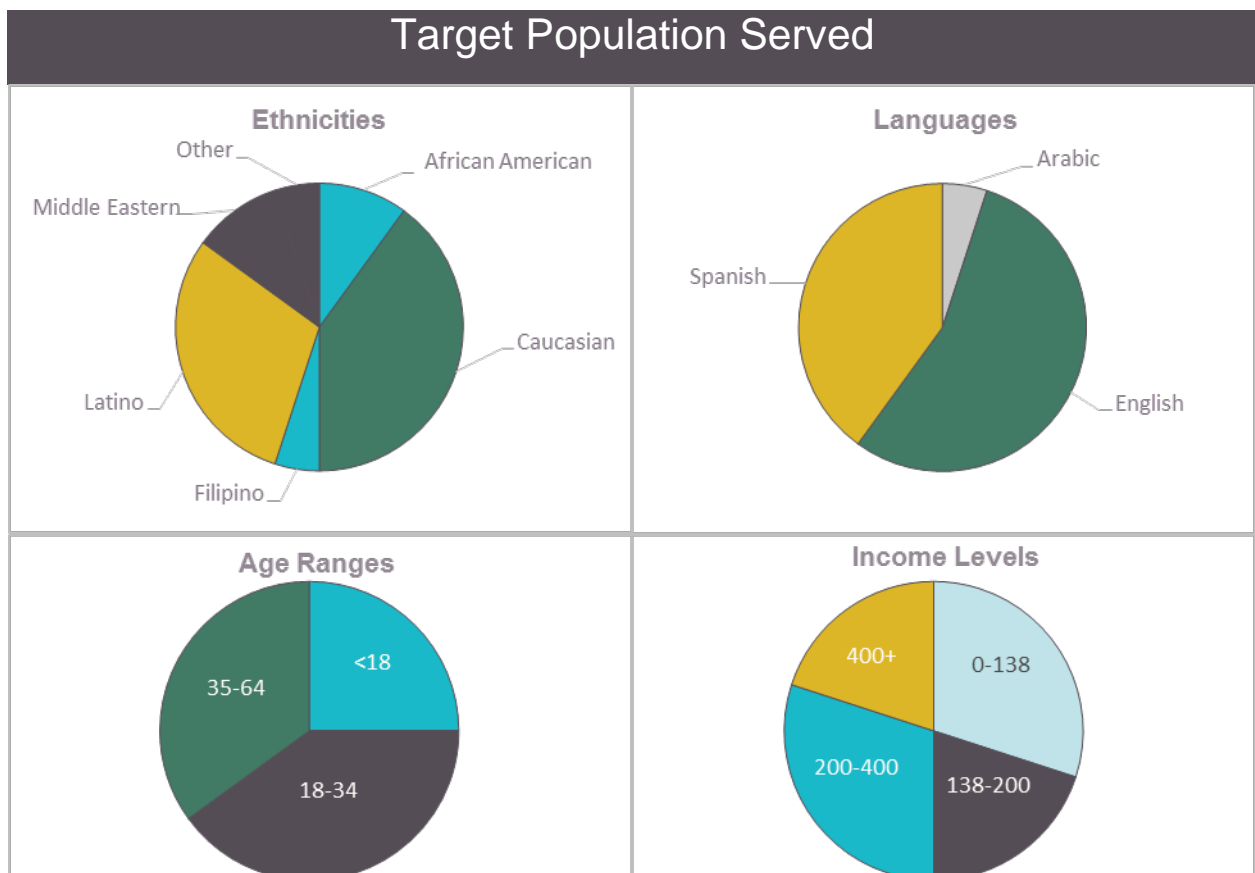
Asian Pacific Self-Development And Residential Association

Amount Requested: \$52,268		Navigator Funding: \$52,268	
Roll Over Amount: N/A		Total Funding: \$52,268	
Hengsothea Ung Program Manager apsaraonline.org	Program Affiliation	Effectuated Individuals	
	<input checked="" type="checkbox"/> CEE Rank: 586 # CECs: 3 Subcontractor # CECs: N/A	350	
Subcontractors: N/A			



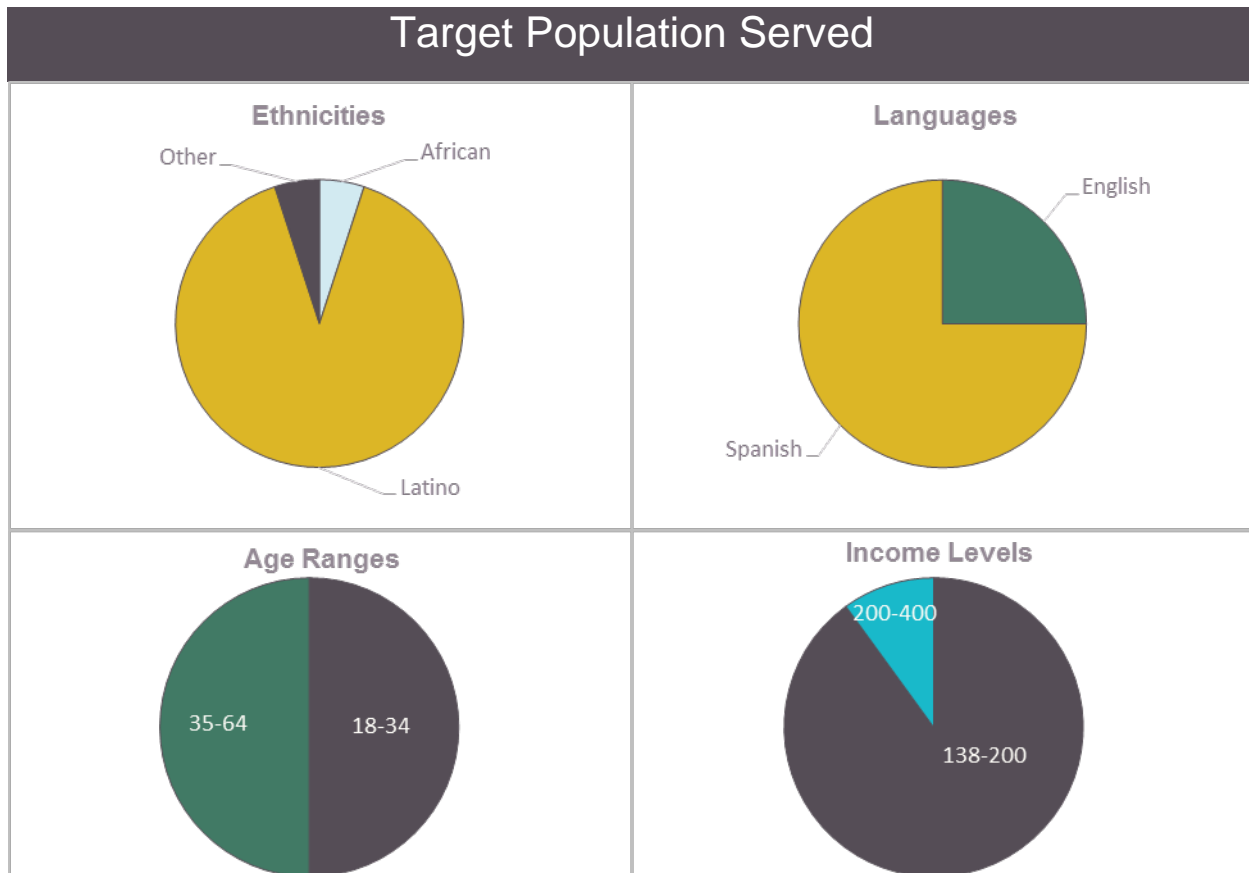
Best Practices Group, Inc.

Amount Requested: \$499,427		Navigator Funding: \$50,000	
Roll Over Amount: N/A		Total Funding: \$50,000	
Lance Paris Senior Partner bestpracticesgroup.us	Program Affiliation	Effectuated Individuals	
	<input checked="" type="checkbox"/> CEE Rank: 91 # CECs: 17 Subcontractor # CECs: N/A	350	
Subcontractors: N/A			



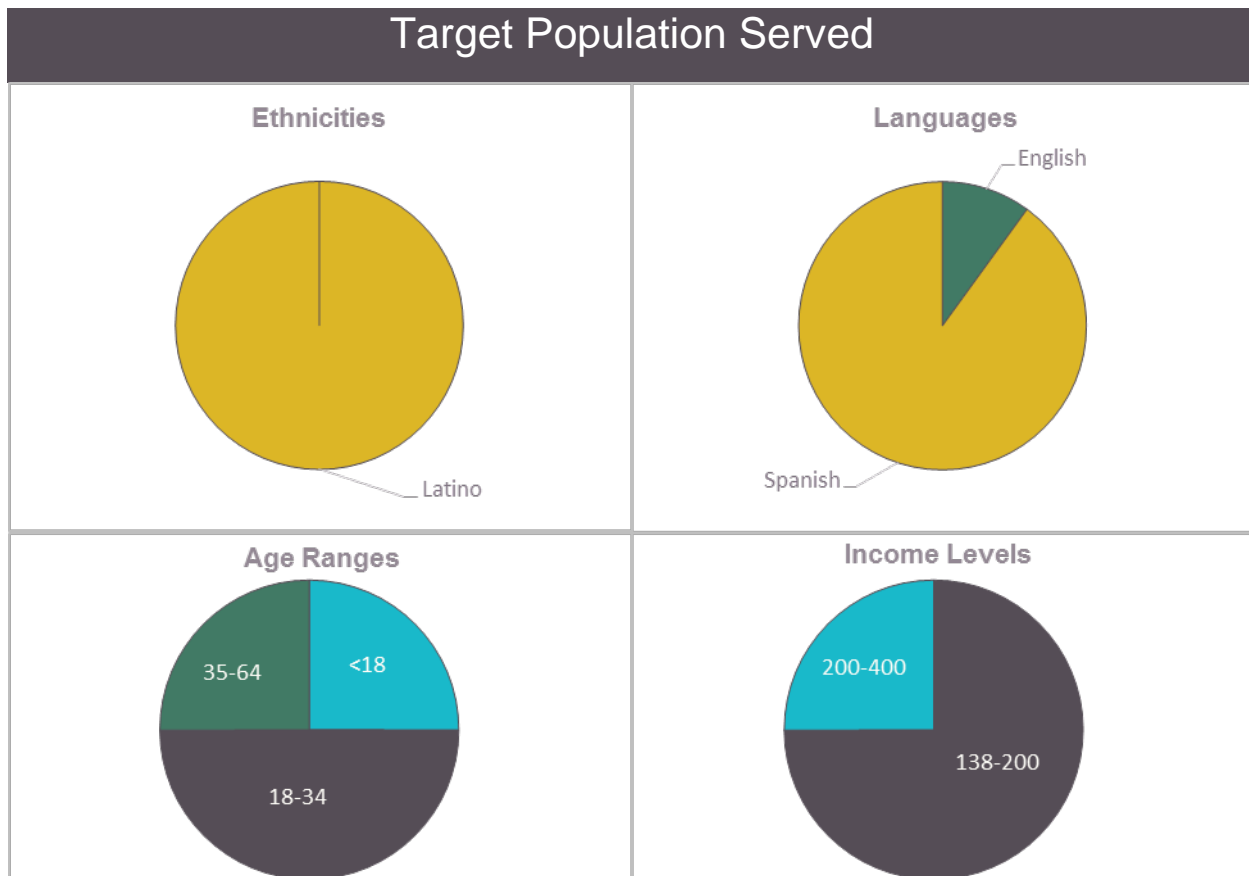
Bienestar Human Services, Inc.

Amount Requested: \$531,073		Navigator Funding: \$200,000	
Roll Over Amount: \$127,547		Total Funding: \$327,547	
Oscar De La O President & CEO www.bienestar.org	Program Affiliation	Effectuated Individuals	
	<input checked="" type="checkbox"/> CEE Rank: 245 # CECs:6 Subcontractor # CECs: N/A	1,400	
Subcontractors: N/A			



Bienvenidos Community Health Center

Amount Requested: \$50,000		Navigator Funding: \$50,000	
Roll Over Amount: N/A		Total Funding: \$50,000	
Deborah Villar Interim CEO bienvenidos.org	Program Affiliation	Effectuated Individuals	
	<input checked="" type="checkbox"/> CEE Rank: 620 # CECs:5 Subcontractor # CECs: N/A	350	
Subcontractors: N/A			



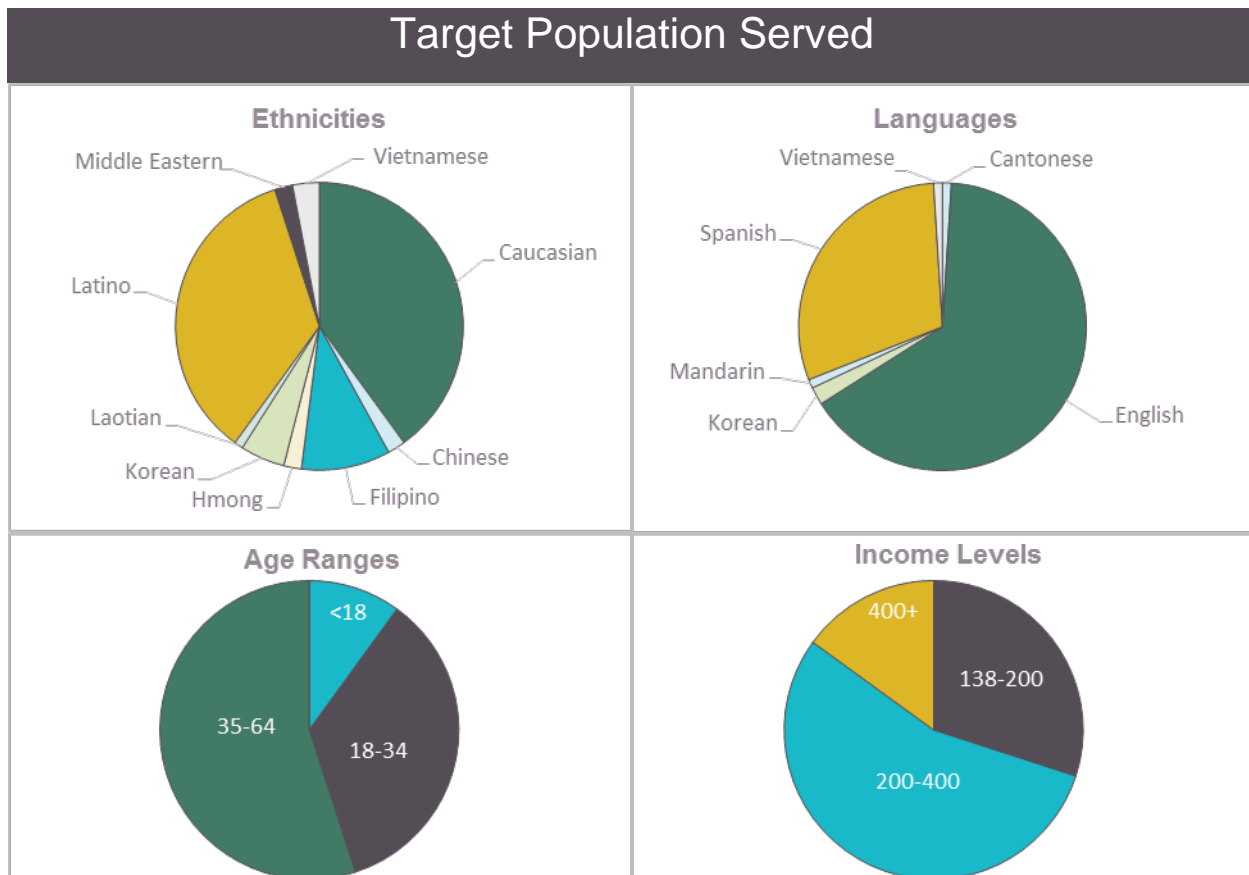
California Black Chamber Foundation

Amount Requested: \$500,000		Navigator Funding: \$500,000	
Roll Over Amount: N/A		Total Funding: \$500,000	
Aubry Stone President/CEO calbcc.org	Program Affiliation		Effectuated Individuals
	<input type="checkbox"/> CEE Rank: N/A # CECs: N/A Subcontractor # CECs: N/A		2,800
Subcontractors: N/A			



California Council of Churches

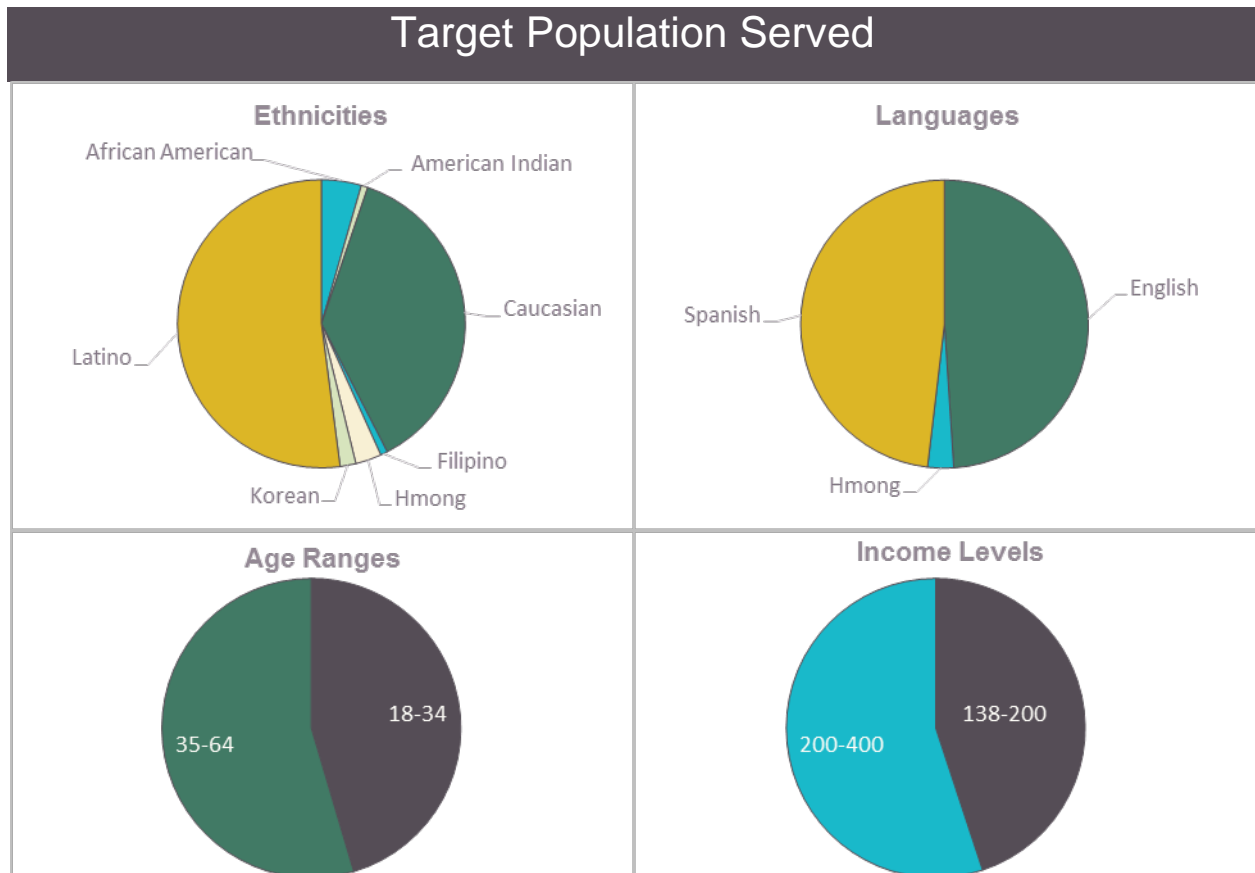
Amount Requested: \$325,000		Navigator Funding: \$0	
Roll Over Amount: \$133,000		Total Funding: \$133,000	
Rick Schlosser Executive Director calchurches.org		Program Affiliation	Effectuated Individuals
		<input type="checkbox"/> CEE Rank: N/A # CECs: N/A Subcontractor # CECs: N/A	350
Subcontractors: Clergy and Laity United for Economic Justice-Los Angeles (CLUE-LA), Interfaith Center for Worker Justice (ICWJ) of San Diego County			



California Health Collaborative

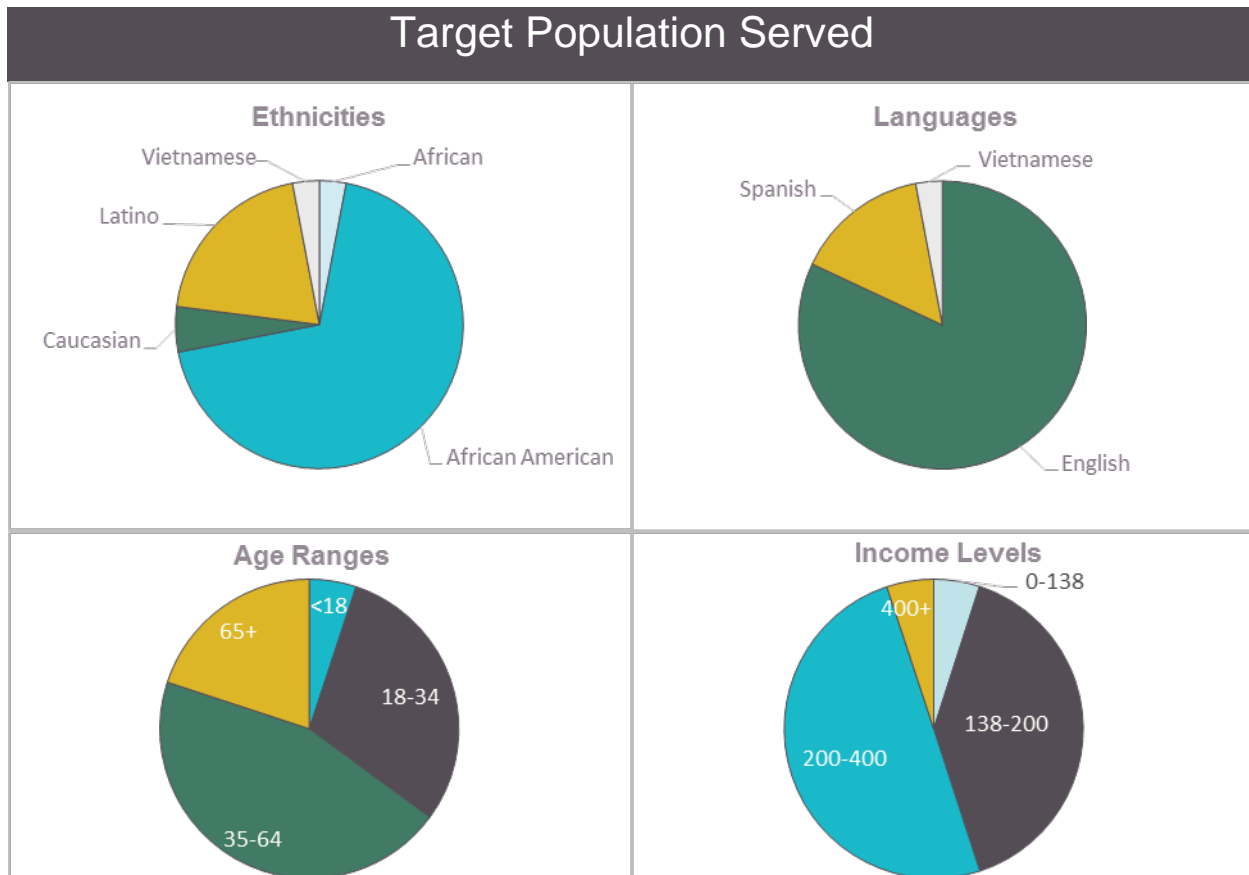
Amount Requested: \$1,050,000	Navigator Funding: \$383,000	
Roll Over Amount: 219,000	Total Funding: \$602,000	
DeAnne Blankenship Director of Program Services www.healthcollaborative.org	Program Affiliation	Effectuated Individuals
	<input type="checkbox"/> CEE Rank: N/A # CECs: N/A Subcontractor # CECs: 29	900

Subcontractors: Community Link Capitol Region, Help Central, Inc., Yolo County, Humboldt Community Access and Resource, United Way of Northern California, Fresno Economic Opportunity Commission, Santa Cruz Womens Health Center, Salud Para La Gente, Central Coast Independent Living, Centro la Familia Advocacy Services, Bakersfield American Indian Health Project, MEP Tax, Inc., Greenfield Union School District



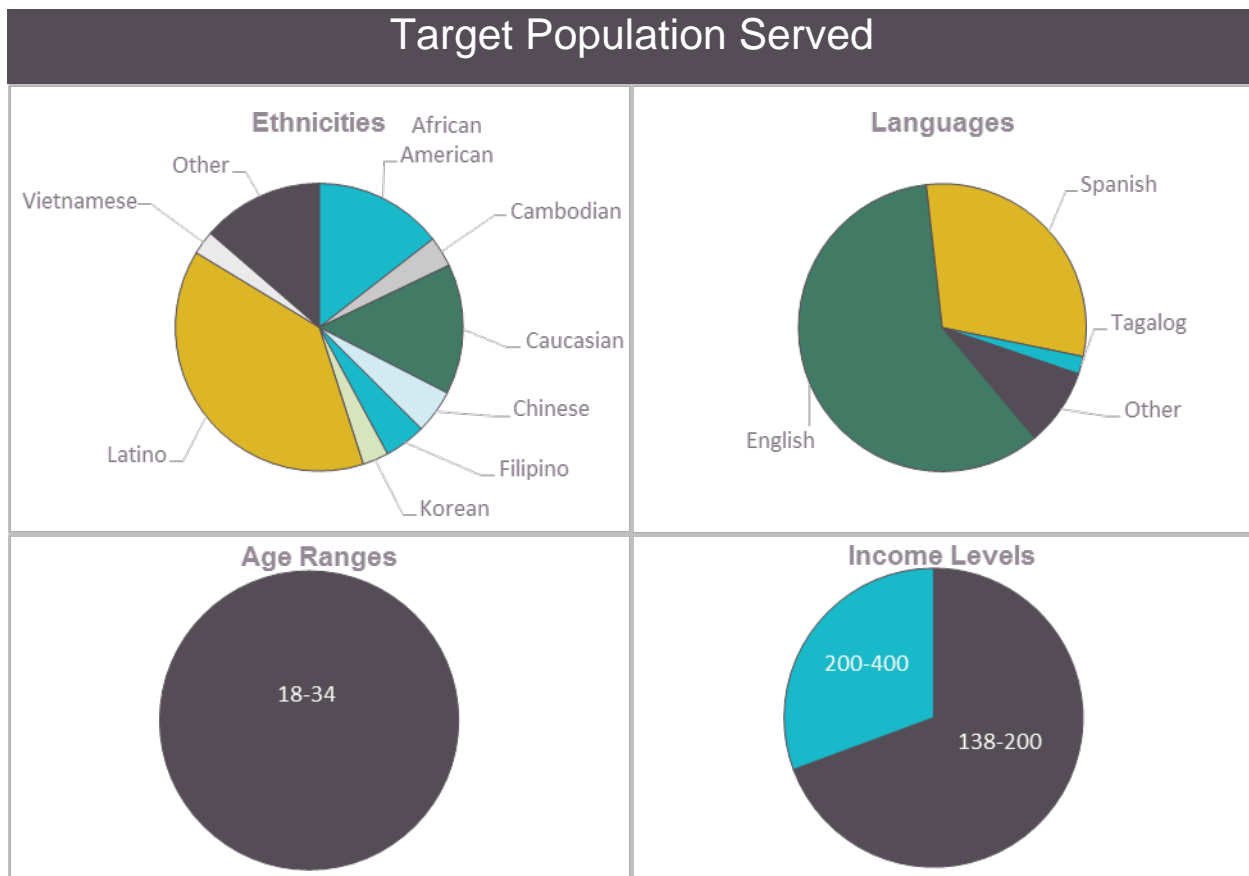
California NAACP

Amount Requested: \$1,000,000		Navigator Funding: \$185,562	
Roll Over Amount: \$64,438		Total Funding: \$250,000	
Warren Quann Executive Director www.ca-naacp.org	Program Affiliation	Effectuated Individuals	
	<input checked="" type="checkbox"/> CEE Rank: 181 # CECs: 33 Subcontractor # CECs: N/A	900	
Subcontractors: N/A			



Cambodian Association of America

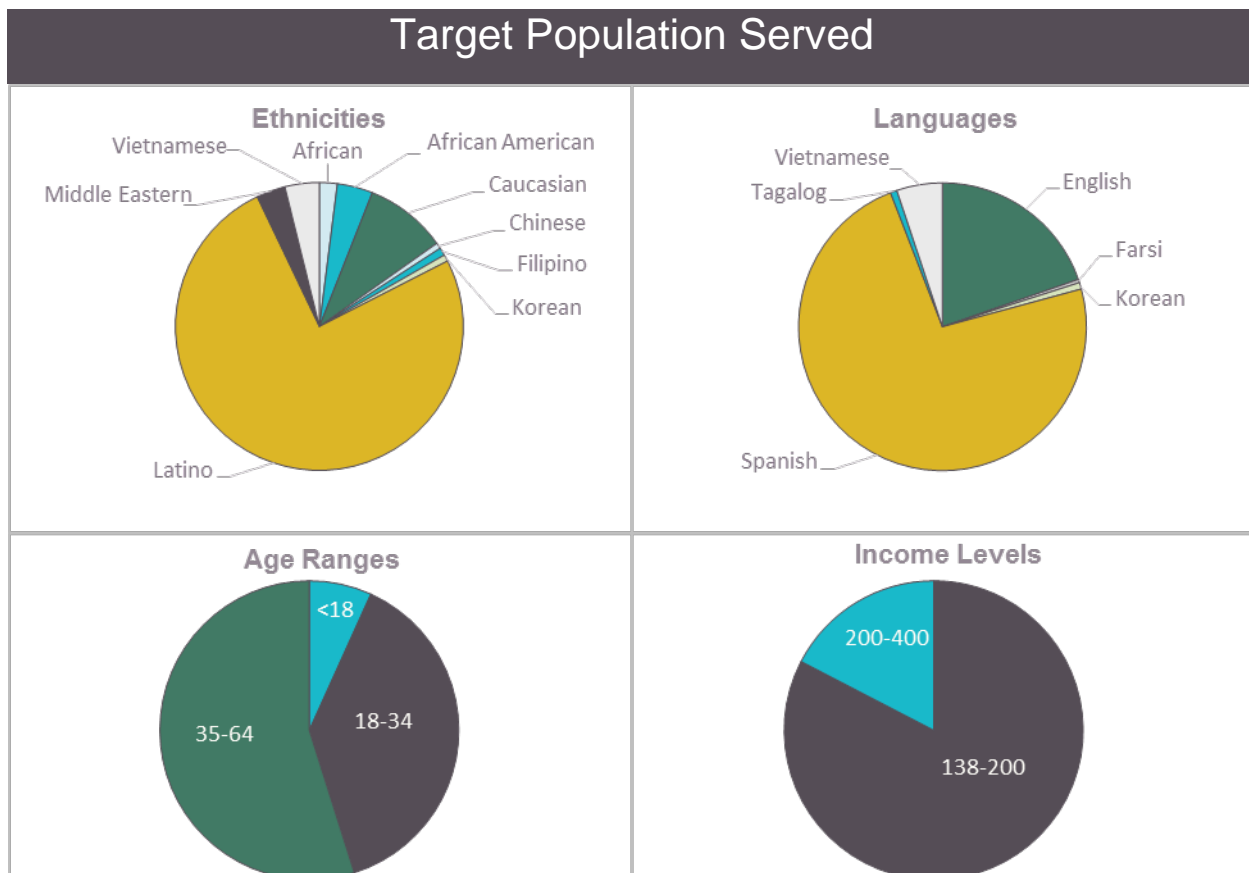
Amount Requested: \$50,000		Navigator Funding: \$50,000	
Roll Over Amount: N/A		Total Funding: \$50,000	
Kimthai Kuoch CEO www.cambodianusa.com	Program Affiliation		Effectuated Individuals
	<input checked="" type="checkbox"/> CEE Rank: 250 # CECs: 6 Subcontractor # CECs: N/A		350
Subcontractors: N/A			



Catholic Charities of California, Inc.

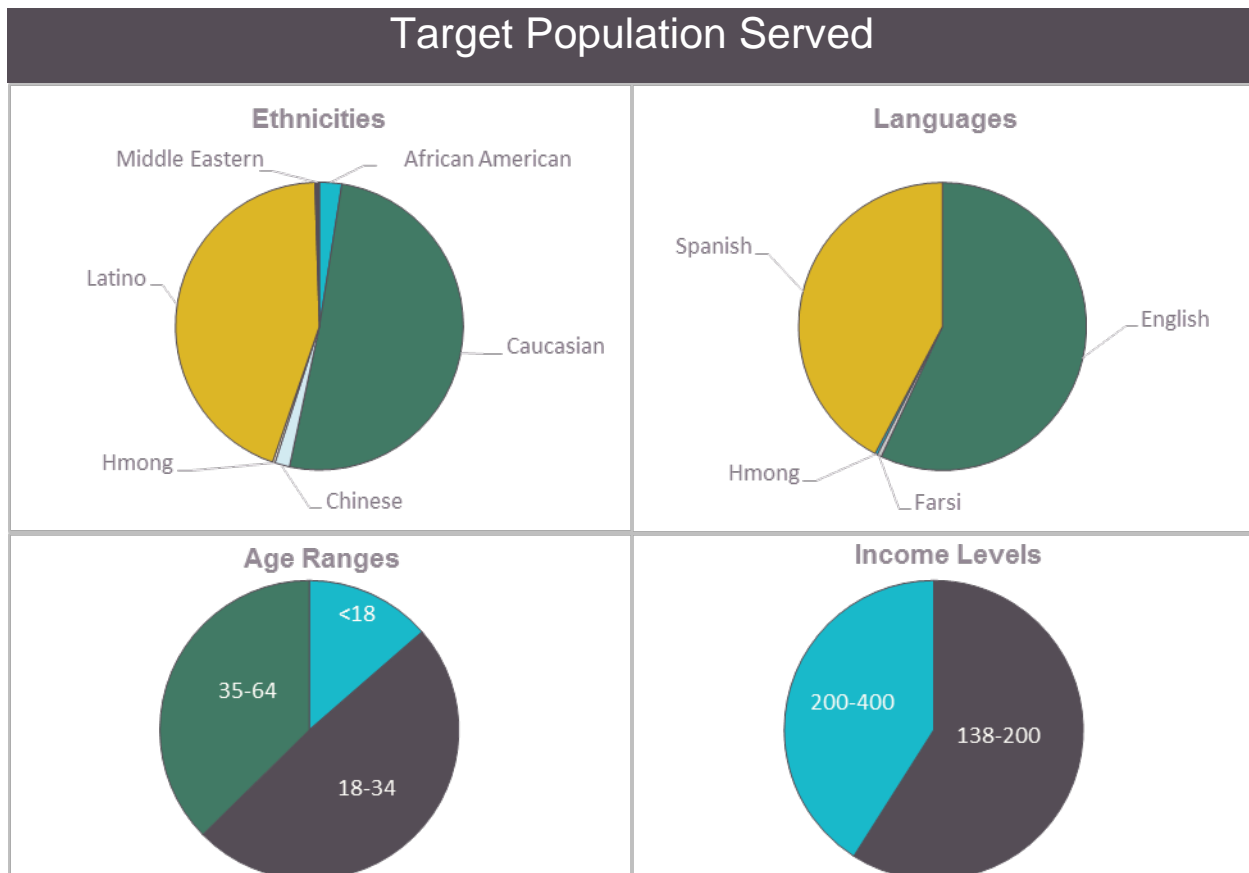
Amount Requested: \$630,000	Navigator Funding: \$300,000	
Roll Over Amount: \$247,622	Total Funding: \$547,622	
Emily Battaglia Programs Director catholiccharitiesca.org	Program Affiliation	Effectuated Individuals
	<input checked="" type="checkbox"/> CEE Rank: 23 # CECs: 35 Subcontractor # CECs: N/A	2,151

Subcontractors: Catholic Charities Diocese of Fresno, Catholic Charities Diocese of Monterey, Catholic Charities Diocese of Santa Rosa, Catholic Charities of Orange County, Catholic Charities of Solano, Catholic Charities of the East Bay, Catholic Charities, Diocese of San Diego



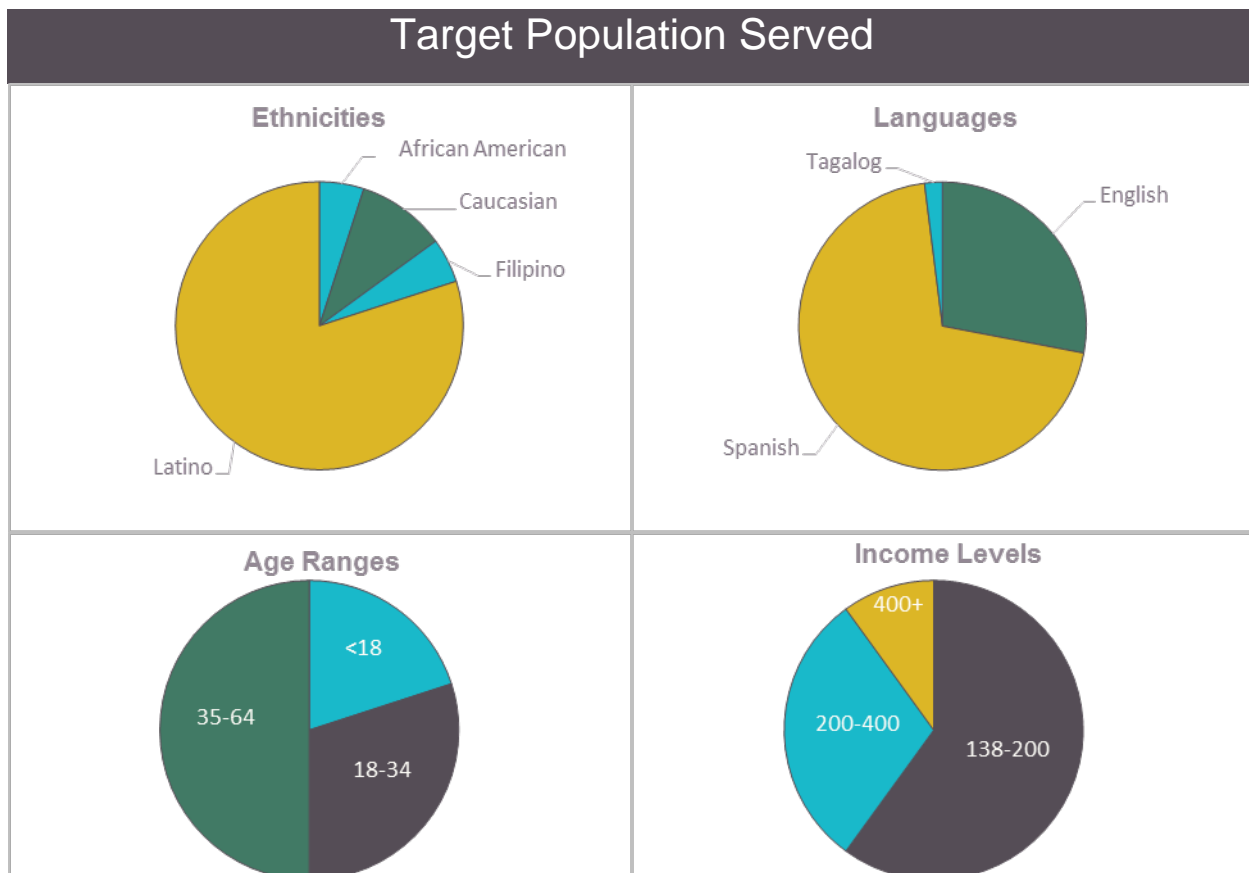
Central Valley Health Network Inc.

Amount Requested: \$585,000		Navigator Funding: \$400,000	
Roll Over Amount: \$79,604		Total Funding: \$479,604	
Cynthia Peshek Director of Programs www.cvhnclinics.org	Program Affiliation		Effectuated Individuals
	<input checked="" type="checkbox"/> CEE Rank: 183 # CECs: 4 Subcontractor # CECs: 56		2,800
Subcontractors: Ampla Health, Camarena Health, El Dorado County Community Health Center, Golden Valley Health Centers, Inland Behavioral and Health Services, Livingston Community Health Services, Inc., WellSpace Health			



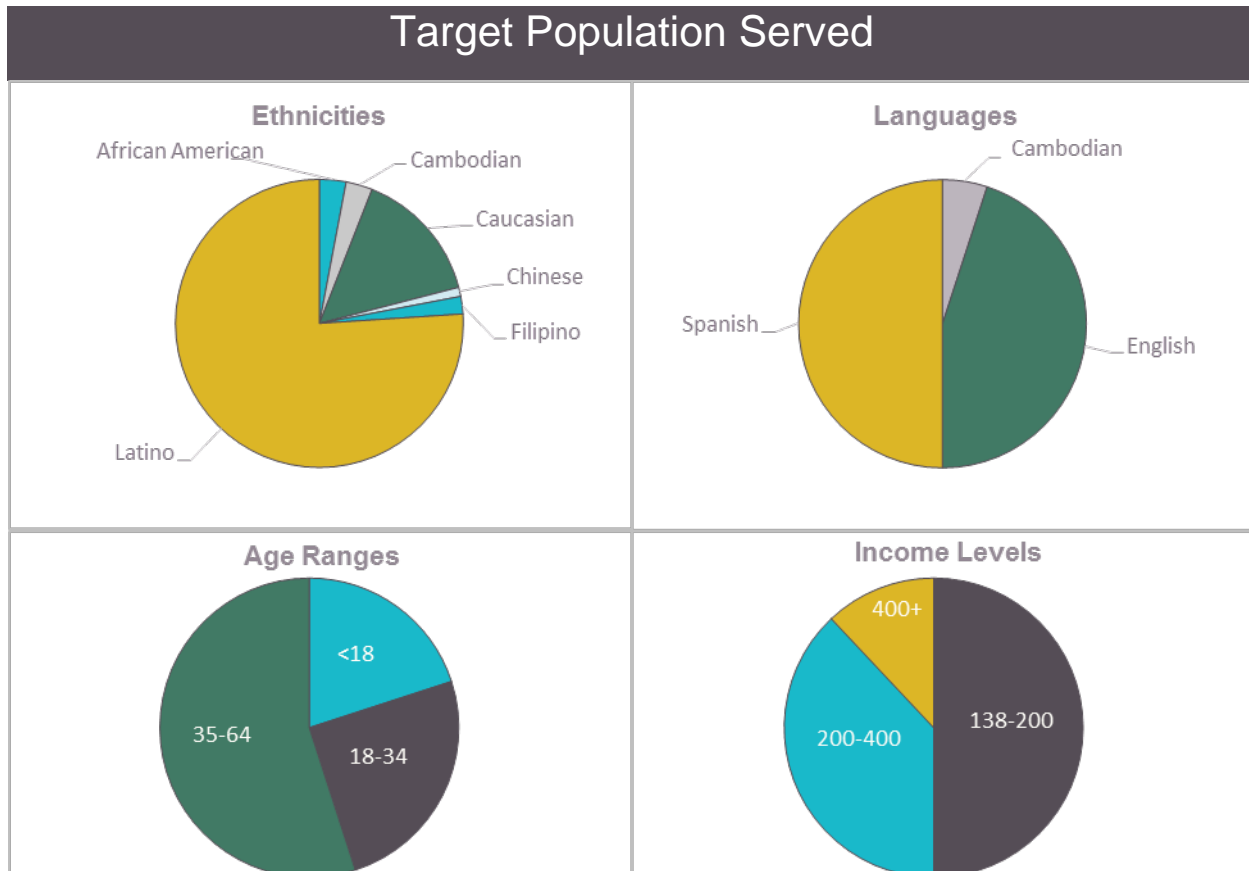
Centro de Salud de la Comunidad de San Ysidro, Inc. (d.b.a. San Ysidro Health Center)

Amount Requested: \$362,719		Navigator Funding: \$362,719	
Roll Over Amount: N/A		Total Funding: \$362,719	
Leticia Cazares Director of Outreach www.syhc.org		Program Affiliation	Effectuated Individuals
		<input checked="" type="checkbox"/> CEE Rank: 18 # CECs: 22 Subcontractor # CECs: N/A	2,000
Subcontractors: Mexican American Business and Professional Association San Diego (MABPA), Southwestern Community College District, Urban Collaborative Project (UCP) – using Mission Edge San Diego as Fiscal Agent			



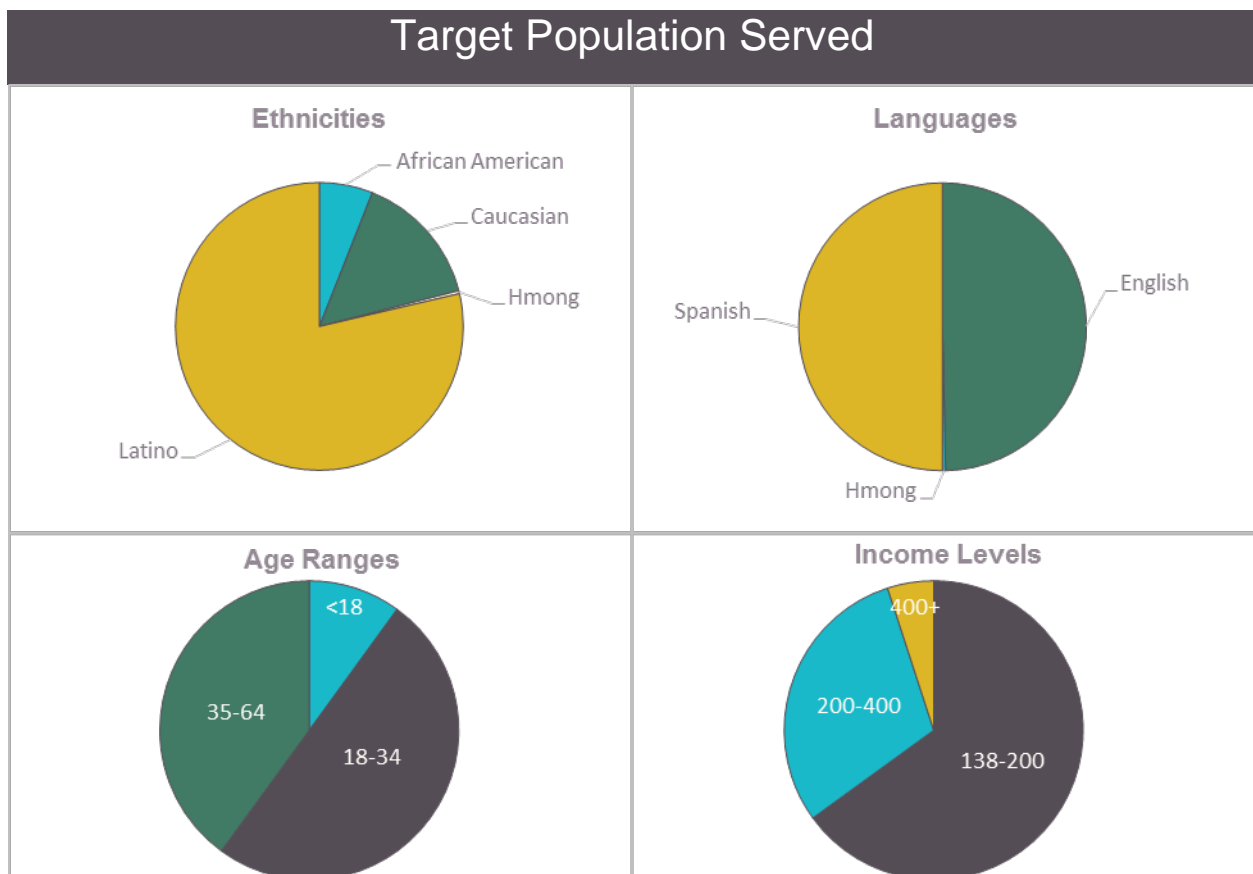
City of Long Beach Department of Health and Human Services

Amount Requested: \$225,267		Navigator Funding: \$225,267	
Roll Over Amount: N/A		Total Funding: \$225,267	
Cheryl Barrit Preventive Health Bureau Manager www.longbeach.gov/health	Program Affiliation		Effectuated Individuals
	<input checked="" type="checkbox"/> CEE Rank: 89 # CECs: 7 Subcontractor # CECs: N/A		1,274
Subcontractors: N/A			



Clinica Sierra Vista

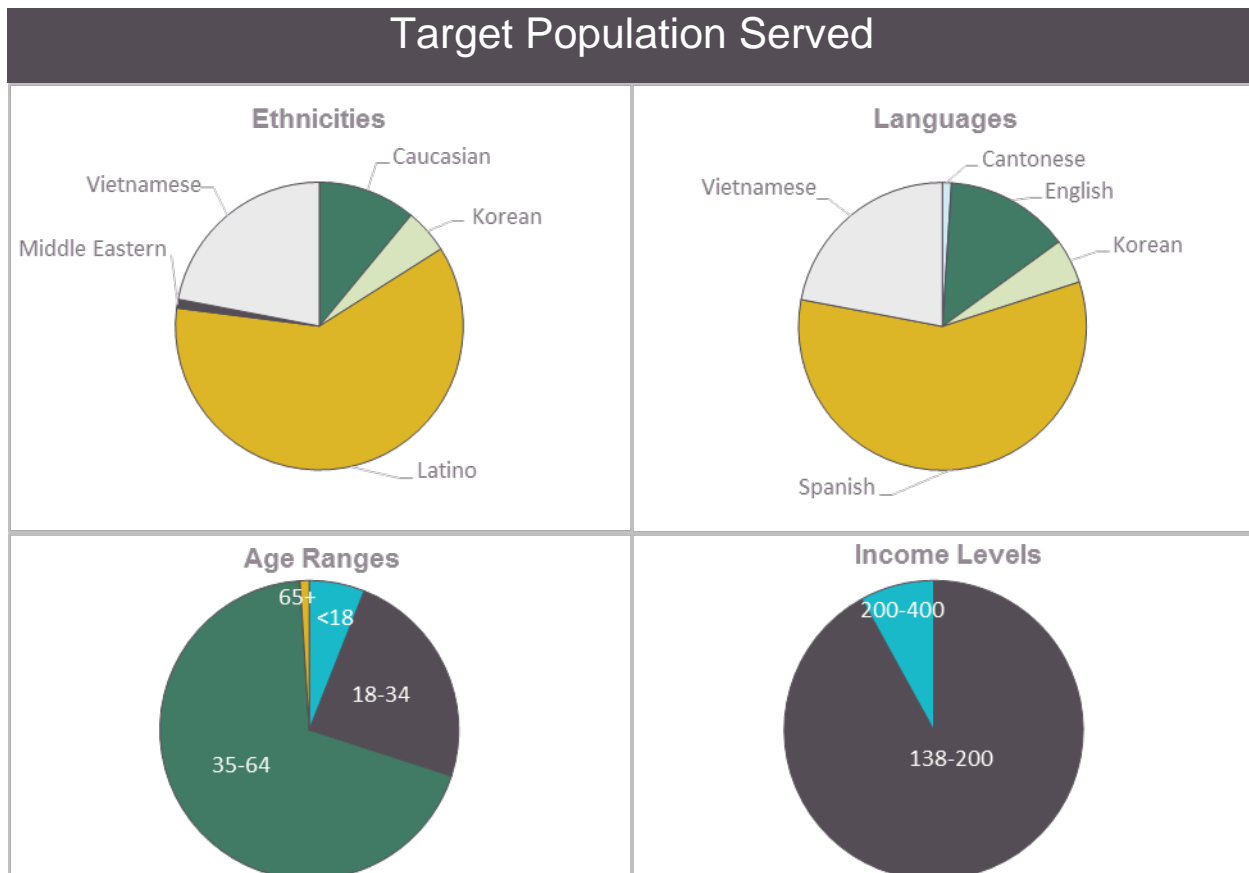
Amount Requested: \$500,000		Navigator Funding: \$500,000	
Roll Over Amount: N/A		Total Funding: \$500,000	
Bill Phelps Chief of Programs www.clinicas ierravista.org	Program Affiliation		Effectuated Individuals
	<input checked="" type="checkbox"/> CEE Rank: 3 # CECs: 47 Subcontractor # CECs: N/A		3,500
Subcontractors: N/A			



Coalition of Orange County Community Clinics

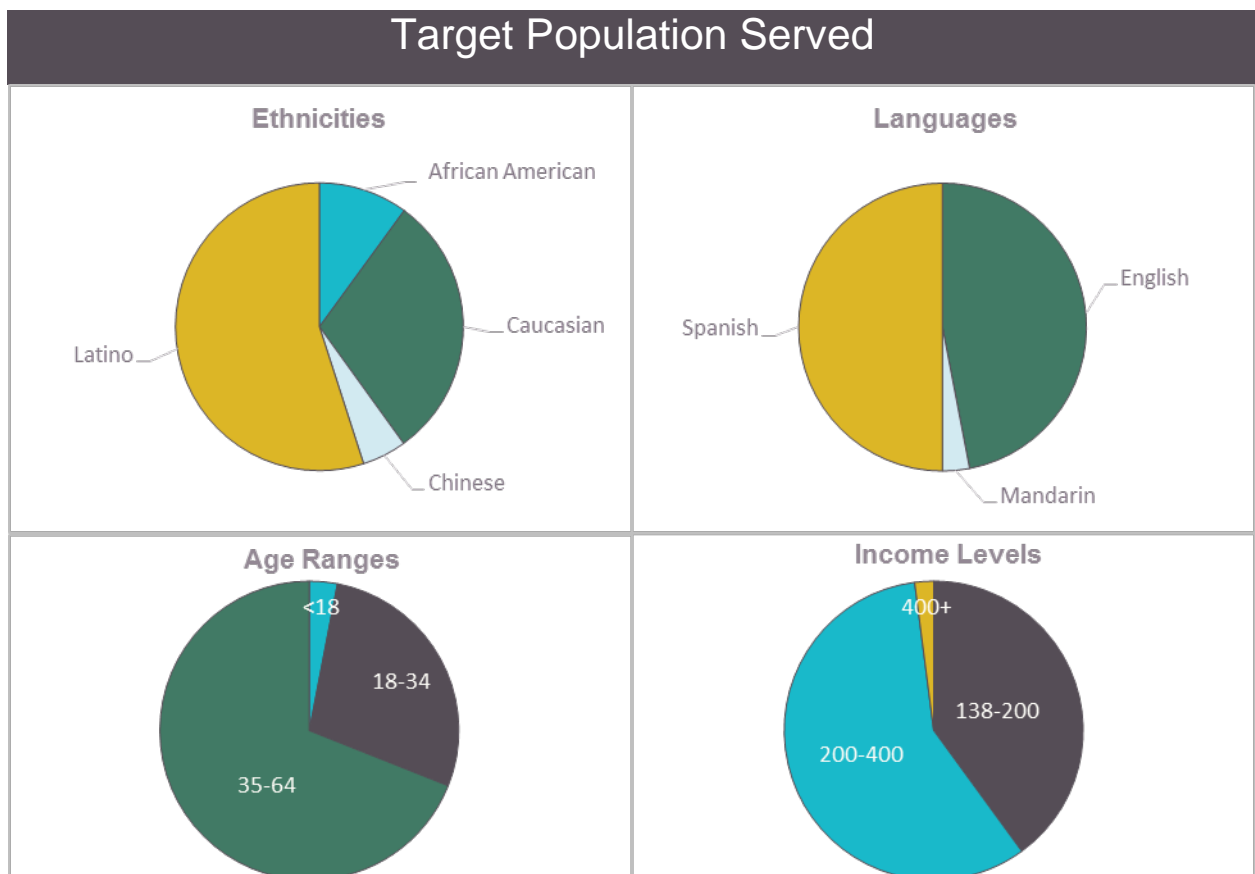
Amount Requested: \$400,000		Navigator Funding: \$200,000	
Roll Over Amount: N/A		Total Funding: \$200,000	
Lisa Shelton-Finch Director, Finance & Operations www.coccc.org	Program Affiliation		Effectuated Individuals
	<input checked="" type="checkbox"/> CEE Rank: 85 # CECs: 29 Subcontractor # CECs: 35		1,400

Subcontractors: Central City Community Health Center, Friends of Family Health Center, Korean Community Services, Nhan Hoa Comprehensive Health Care Clinic, North Orange County Regional Health Foundation, Serve the People Community Health Center



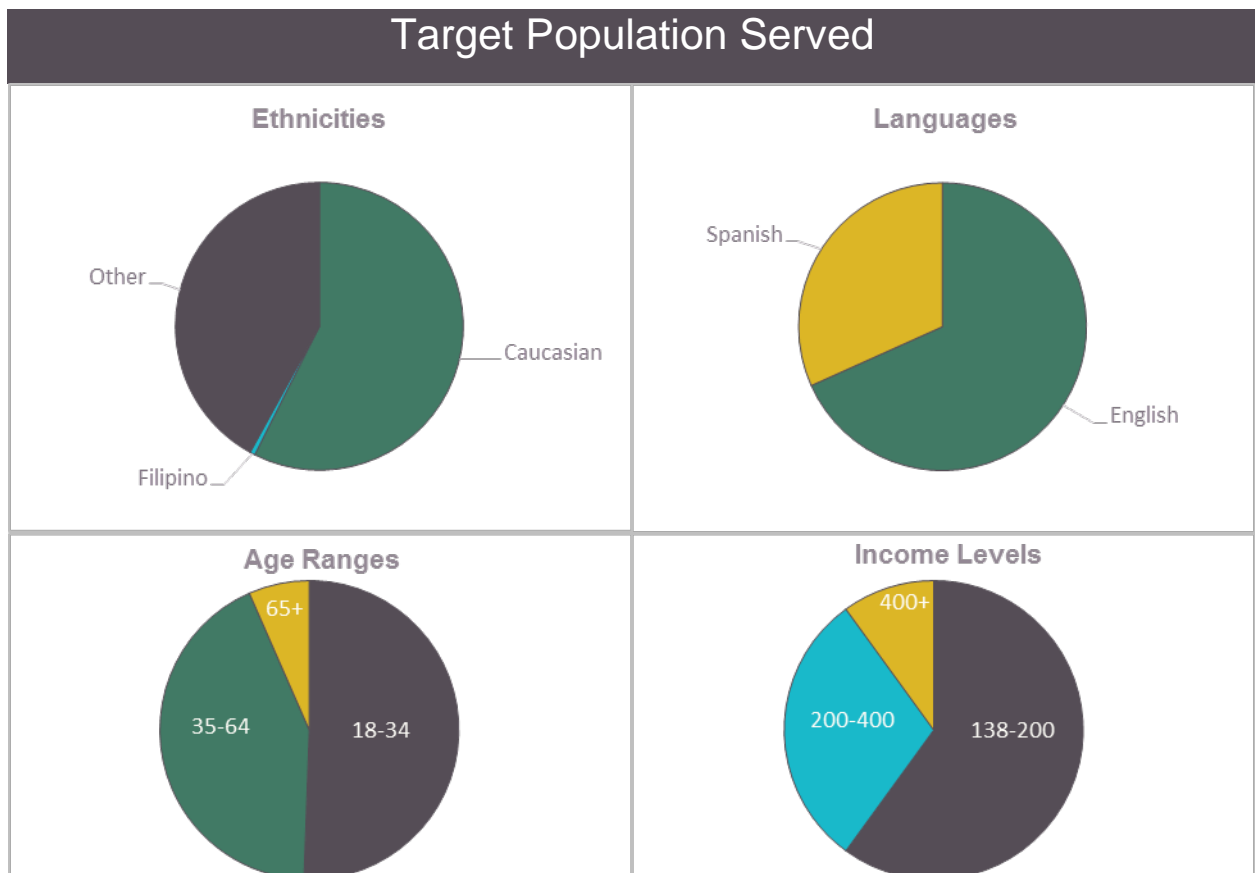
Community Health Alliance of Pasadena

Amount Requested: \$175,000		Navigator Funding: \$175,000	
Roll Over Amount: N/A		Total Funding: \$175,000	
Steven Abramson Marketing Manager www.chapcare.org	Program Affiliation		Effectuated Individuals
	<input checked="" type="checkbox"/> CEE Rank: 135 # CECs: 21 Subcontractor # CECs: 38		1,225
Subcontractors: AIDS Service Center, Inc., Pasadena Public Health Department, Young & Healthy			



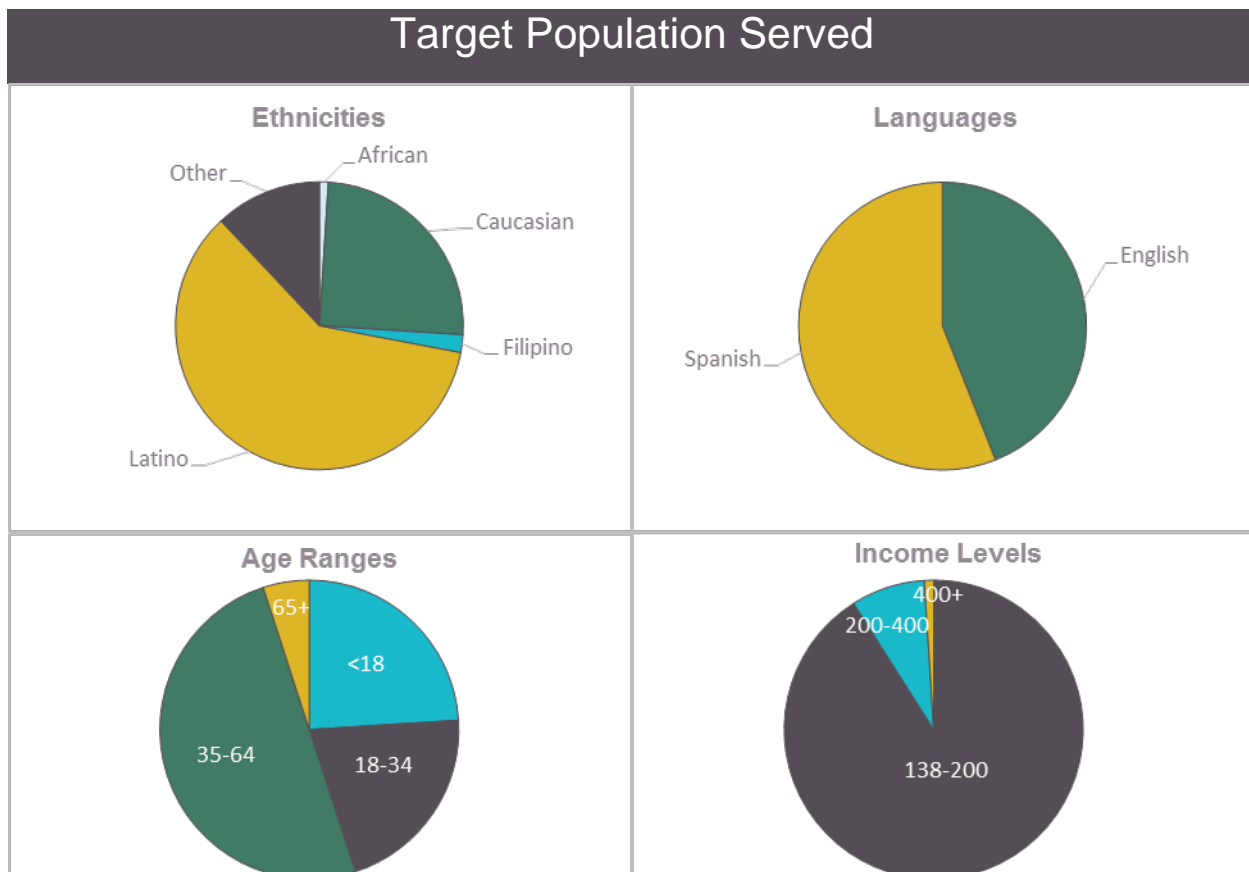
Community Health Centers of the Central Coast

Amount Requested: \$500,000		Navigator Funding: \$300,000	
Roll Over Amount: N/A		Total Funding: \$300,000	
Craig Wood Program Manager www.communityhealthcenters.org	Program Affiliation	Effectuated Individuals	
	<input checked="" type="checkbox"/> CEE Rank: 33 # CECs: 9 Subcontractor # CECs: N/A	2,100	
Subcontractors: N/A			



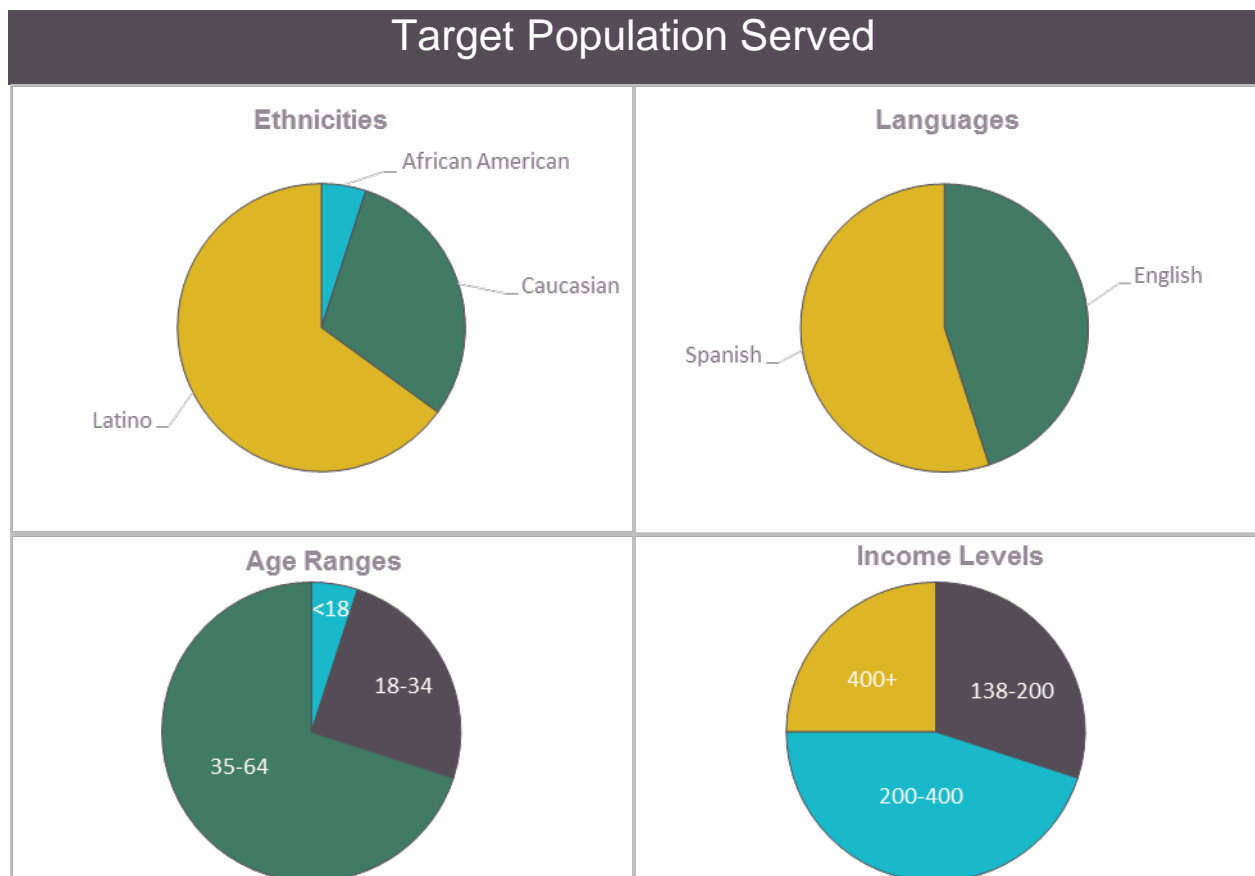
Community Health Clinic Ole

Amount Requested: \$200,000		Navigator Funding: \$200,000	
Roll Over Amount: N/A		Total Funding: \$200,000	
Patrisia Contreras-Vigil Patient Services Manager www.clinicole.org	Program Affiliation		Effectuated Individuals
	<input checked="" type="checkbox"/> CEE Rank: 50 # CECs: 6 Subcontractor # CECs: N/A		1,400
Subcontractors: On The Move, Spirit of Unity, Puertas Abiertas Community Resource Center, Up Valley Family Centers of Napa County			



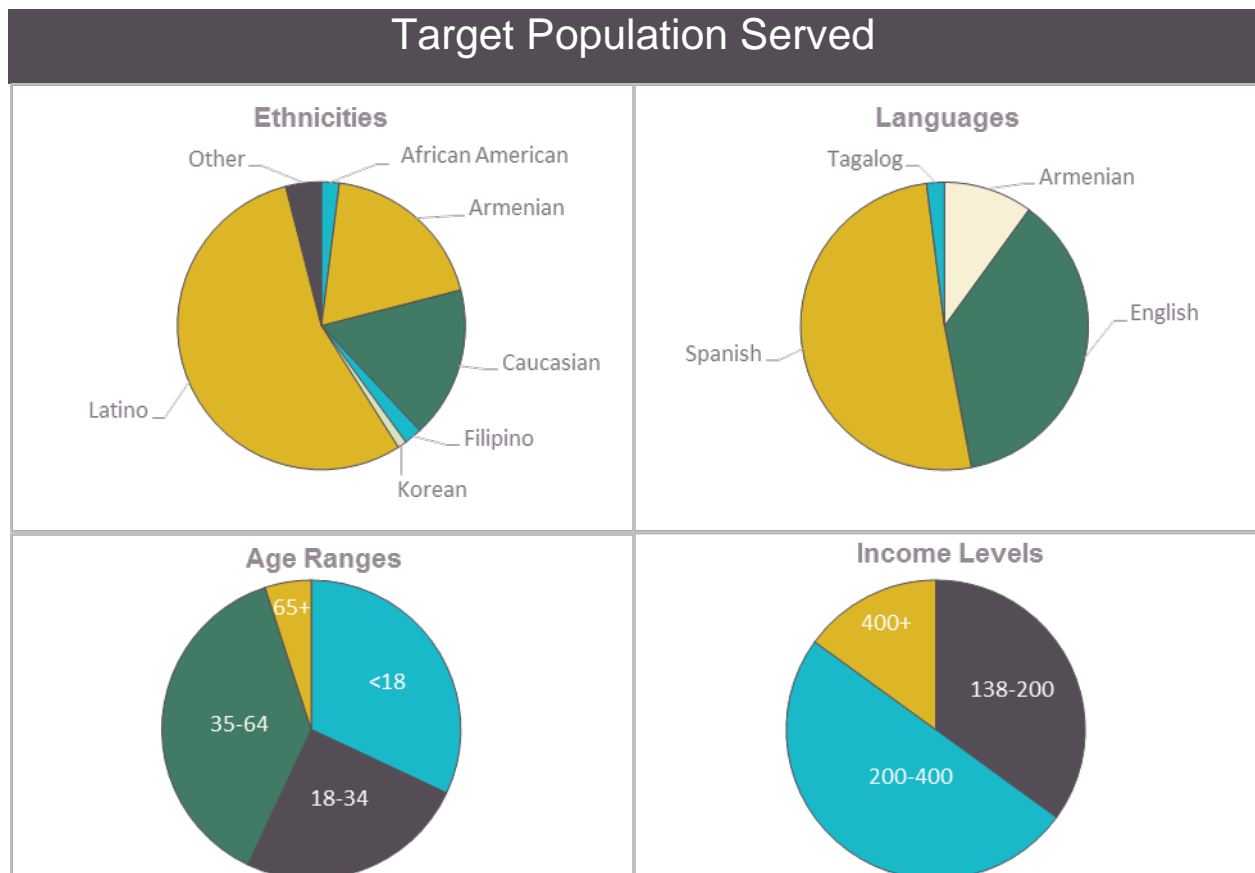
Community Medical Centers, Inc.

Amount Requested: \$100,000		Navigator Funding: \$100,000	
Roll Over Amount: N/A		Total Funding: \$100,000	
Sandra Beddawi Director of Health Education www.communitymedicalcenters.org	Program Affiliation	Effectuated Individuals	
	<input checked="" type="checkbox"/> CEE Rank: 17 # CECs: 10 Subcontractor # CECs: N/A	700	
Subcontractors: N/A			



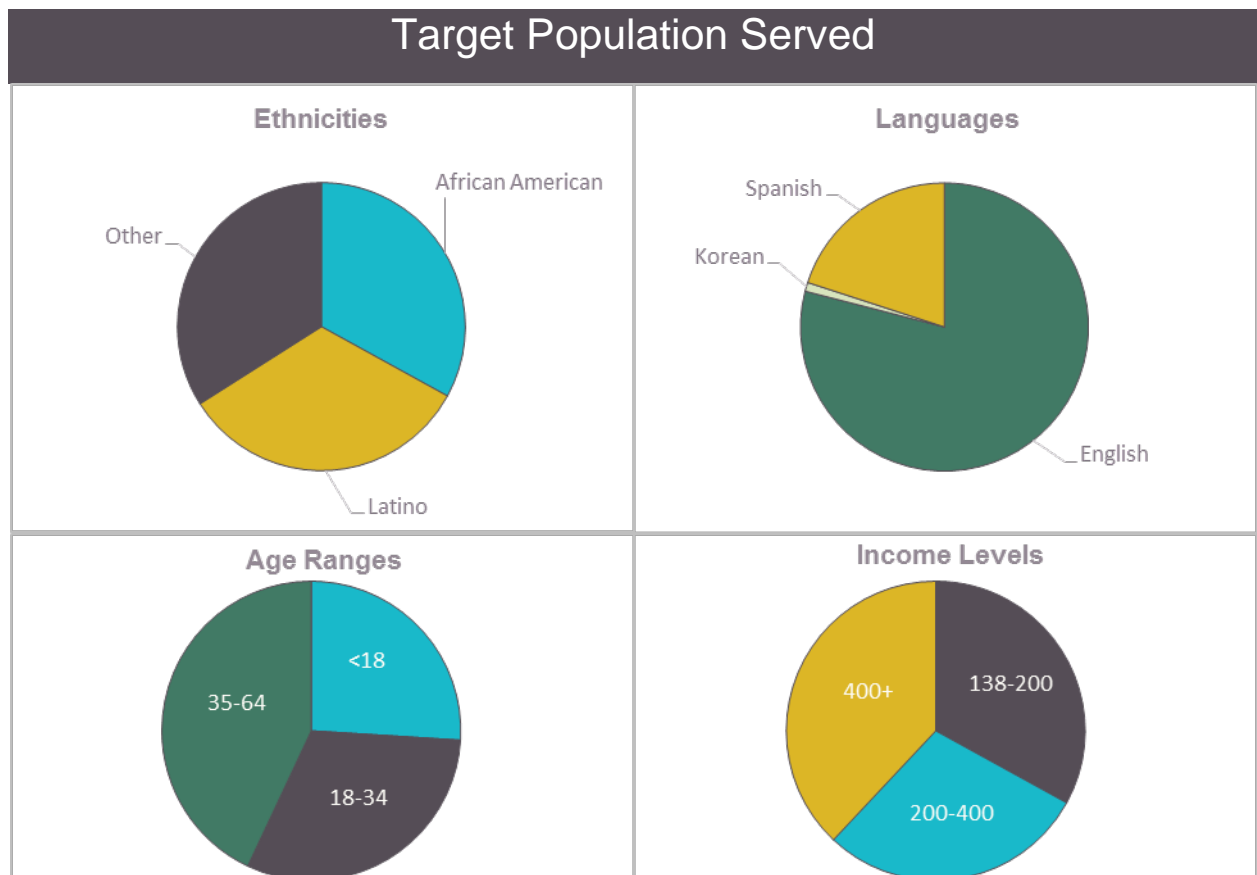
Comprehensive Community Health Centers

Amount Requested: \$350,000		Navigator Funding: \$250,000	
Roll Over Amount: N/A		Total Funding: \$250,000	
Danielle Smith Outreach and Education Department Manager www.cchccenters.org	Program Affiliation		Effectuated Individuals
	<input checked="" type="checkbox"/> CEE Rank: 84 # CECs: 17 Subcontractor # CECs: 3		1,800
Subcontractors: Center for Living and Learning			



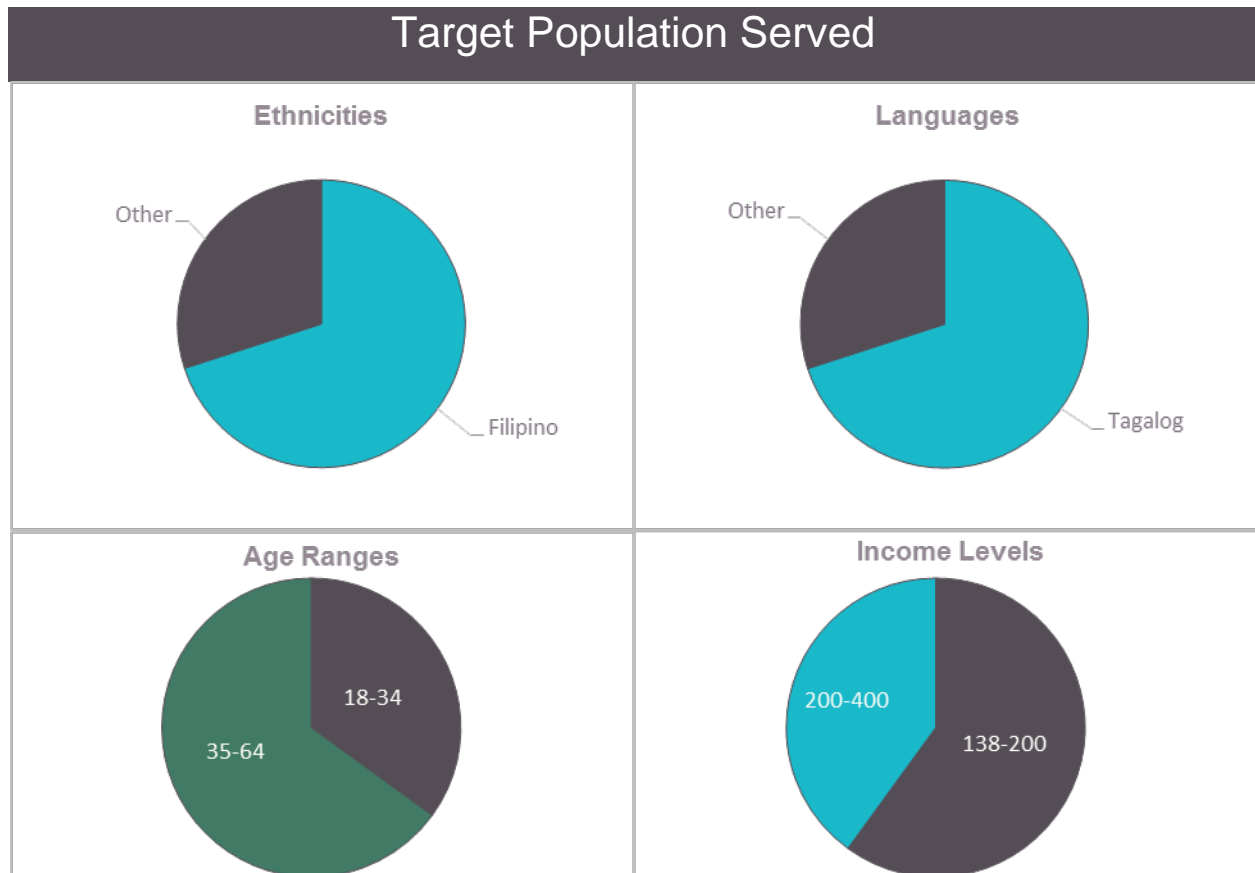
Crenshaw Health Partners

Amount Requested: \$750,000		Navigator Funding: \$300,000	
Roll Over Amount: N/A		Total Funding: \$300,000	
Cheryl Bailey Board Member crenshawhealthpartners.org	Program Affiliation	Effectuated Individuals	
	<input checked="" type="checkbox"/> CEE Rank: 71 # CECs: 41 Subcontractor # CECs: N/A	1,800	
Subcontractors: Black Women for Wellness, Los Angeles Metropolitan Churches (LAM)			



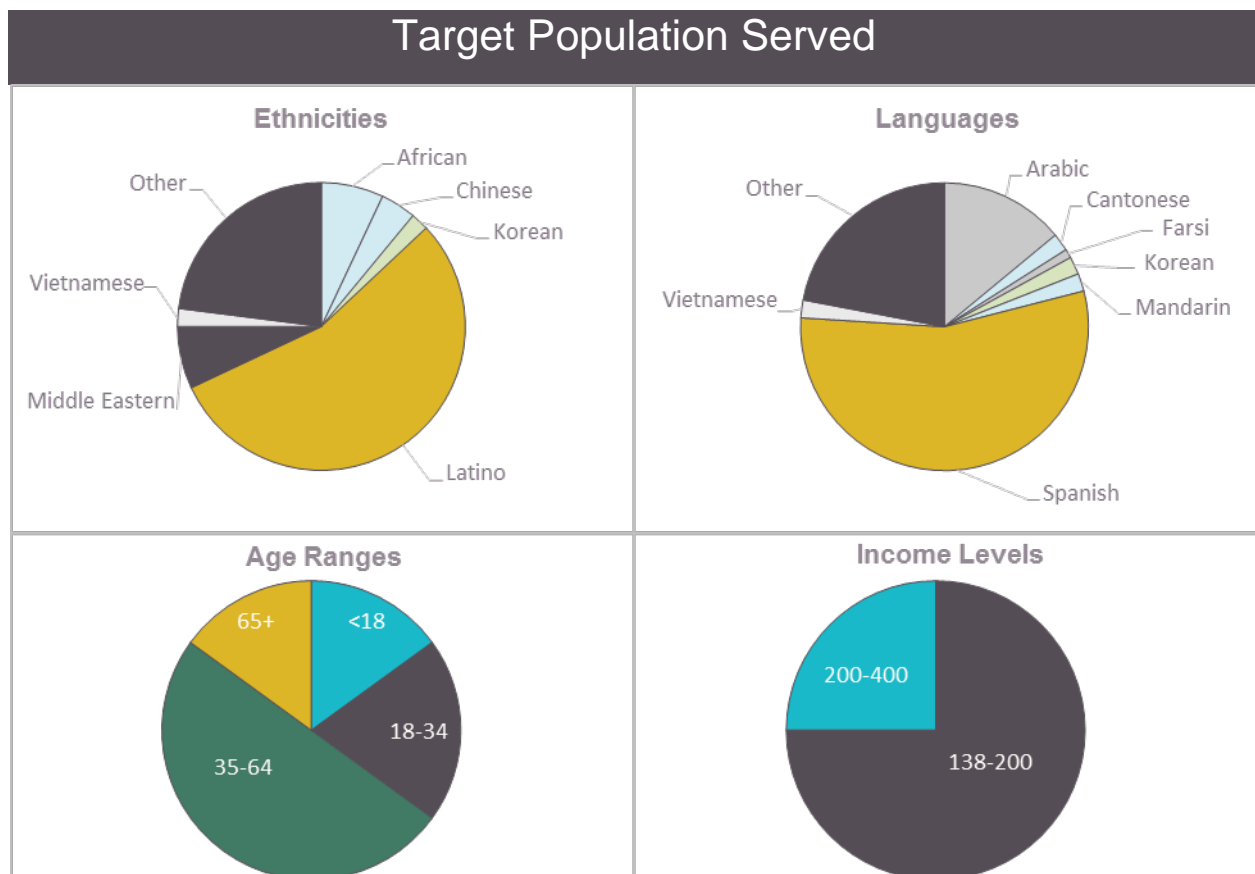
D' Access Central, Inc.

Amount Requested: \$50,000		Navigator Funding: \$50,000	
Roll Over Amount: N/A		Total Funding: \$50,000	
Nida Fisher President/CEO	Program Affiliation	Effectuated Individuals	
	<input checked="" type="checkbox"/> CEE Rank: 163 # CECs: 2 Subcontractor # CECs: N/A	200	
Subcontractors: N/A			



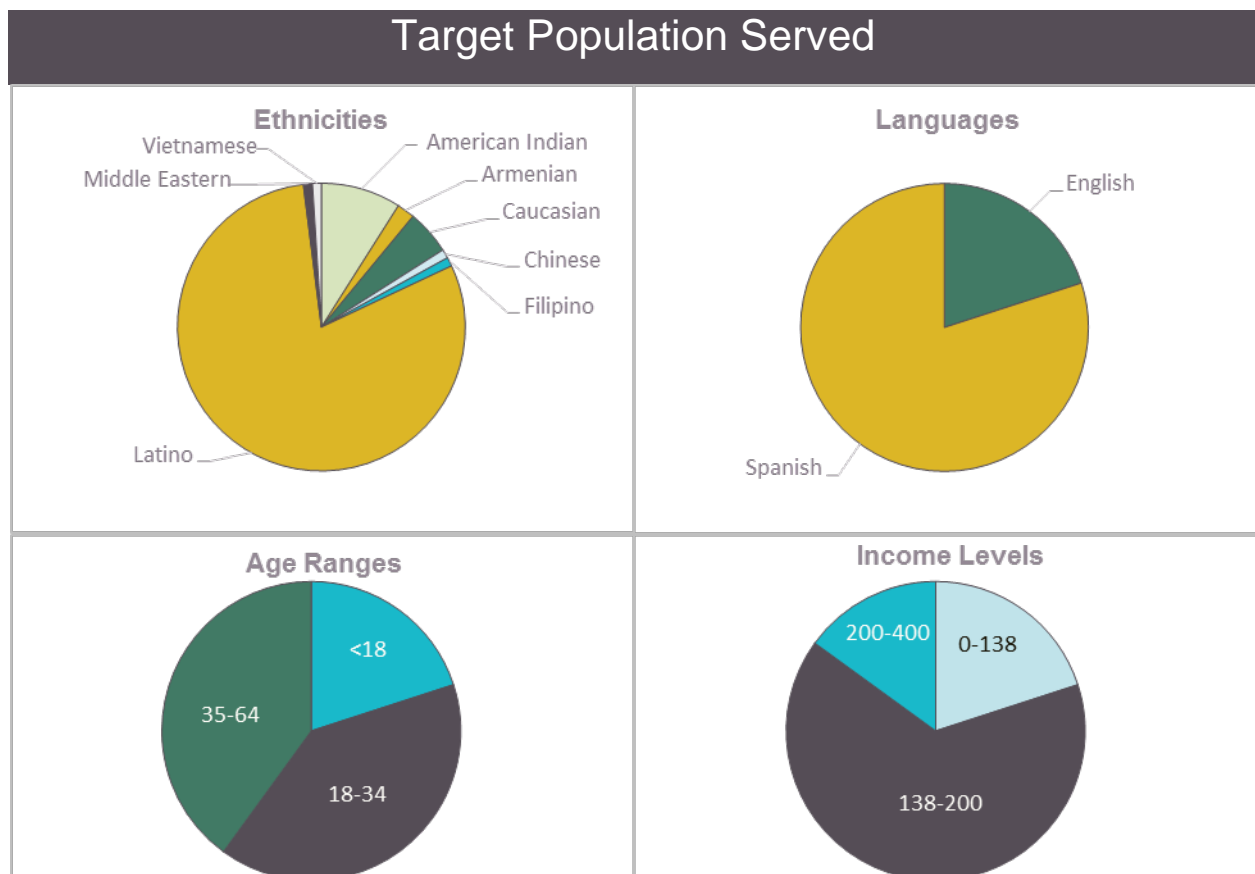
East Bay Agency for Children

Amount Requested: \$515,654		Navigator Funding: \$313,000	
Roll Over Amount: \$27,418		Total Funding: \$340,418	
Claudia Vierra Allen Associate Director of Development www.ebac.org	Program Affiliation	Effectuated Individuals	
	<input checked="" type="checkbox"/> CEE Rank: 92 # CECs: 16 Subcontractor # CECs: N/A	1,500	
Subcontractors: N/A			



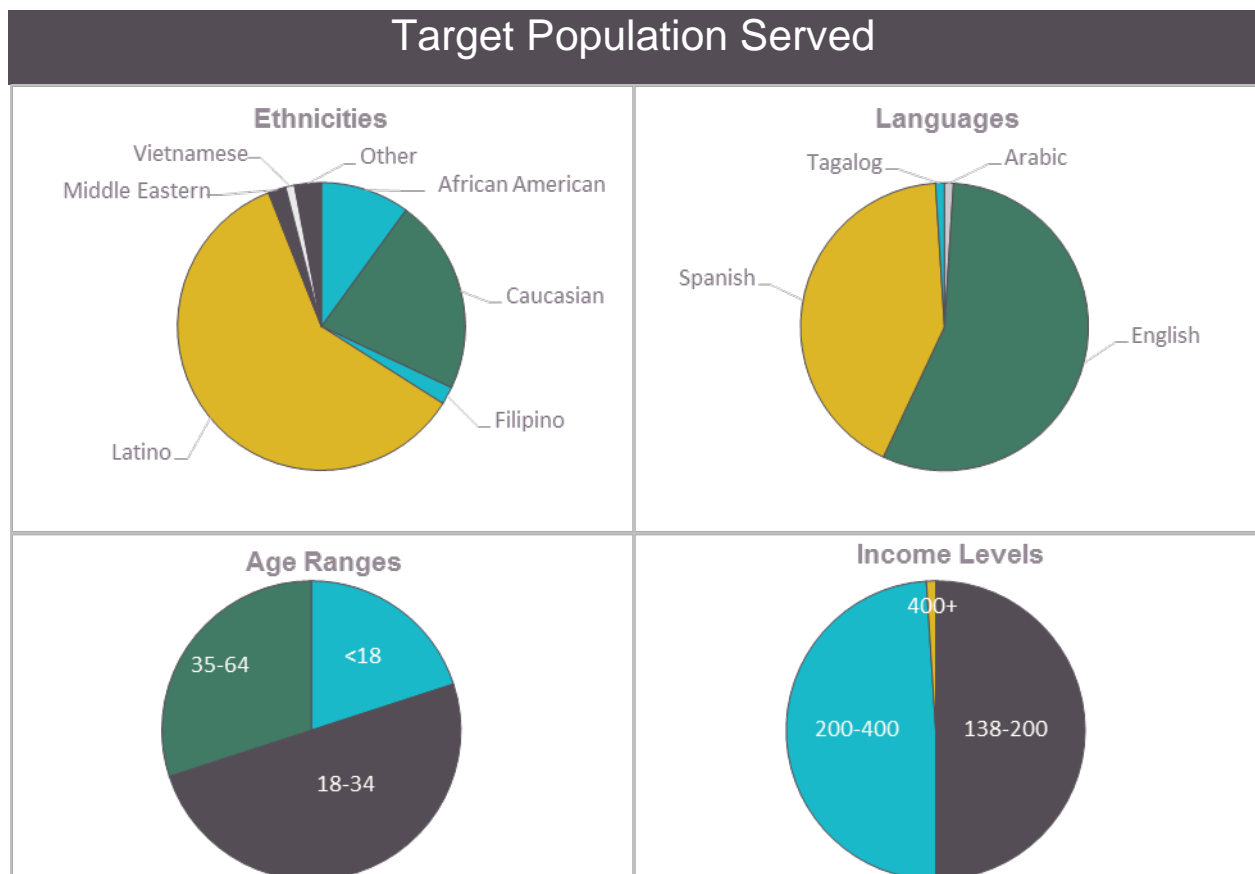
Family Health Care Resources

Amount Requested: \$500,000		Navigator Funding: \$100,000	
Roll Over Amount: N/A		Total Funding: \$100,000	
Luis Munoz CEO familyhealthcareresources.org	Program Affiliation	Effectuated Individuals	
	<input checked="" type="checkbox"/> CEE Rank: 58 # CECs: 11 Subcontractor # CECs: N/A	700	
Subcontractors: N/A			



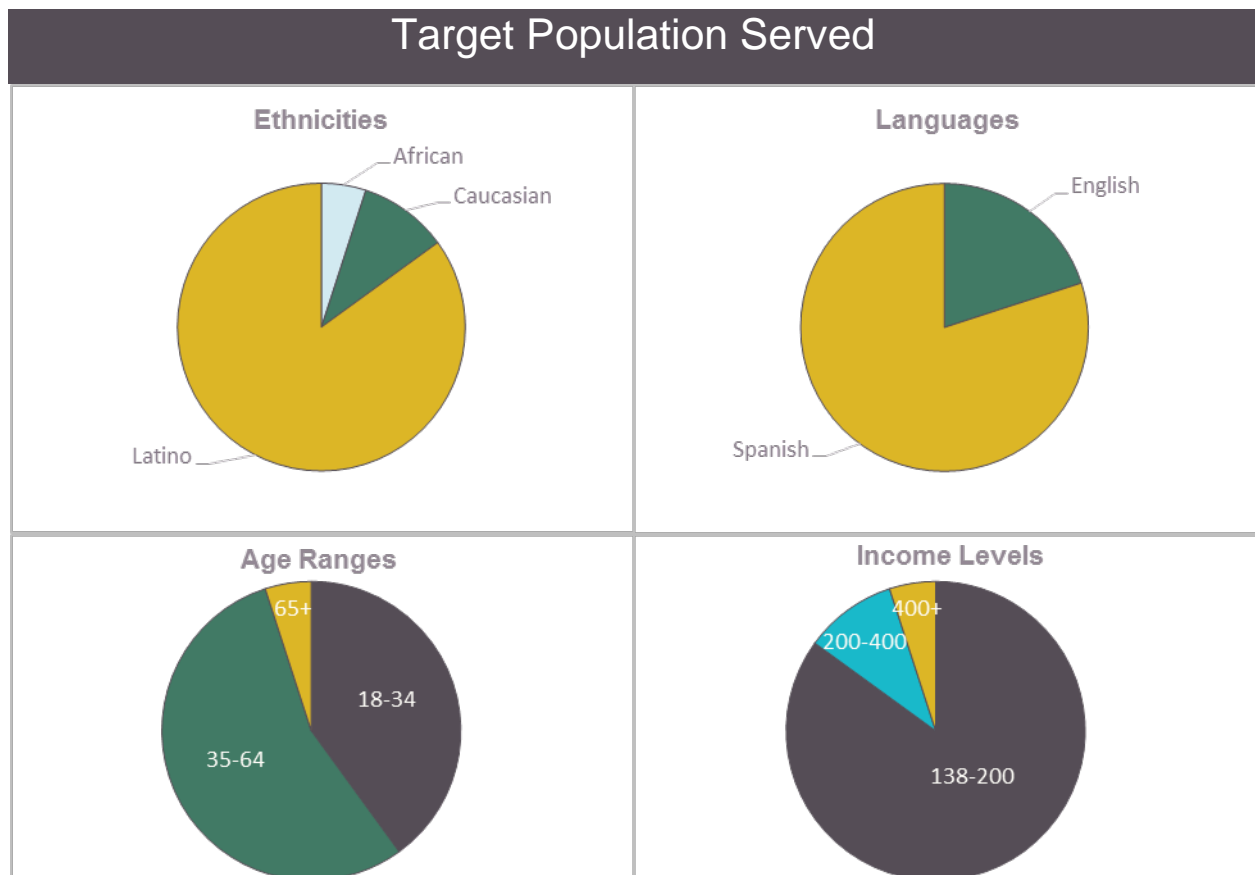
Family Health Centers of San Diego

Amount Requested: \$500,000		Navigator Funding: \$300,000	
Roll Over Amount: N/A		Total Funding: \$300,000	
Anthony White Associate Director, Resource Development www.fhcsd.org	Program Affiliation	Effectuated Individuals	
	<input checked="" type="checkbox"/> CEE Rank: 8 # CECs: 37 Subcontractor # CECs: N/A	1,400	
Subcontractors: N/A			



Family Tax Services

Amount Requested: \$100,000		Navigator Funding: \$100,000	
Roll Over Amount: N/A		Total Funding: \$100,000	
Cynthia Hernandez Executive Director familytax1@yahoo.com	Program Affiliation		Effectuated Individuals
	<input checked="" type="checkbox"/> CEE Rank: 107 # CECs: 17 Subcontractor # CECs: N/A		500
Subcontractors: N/A			



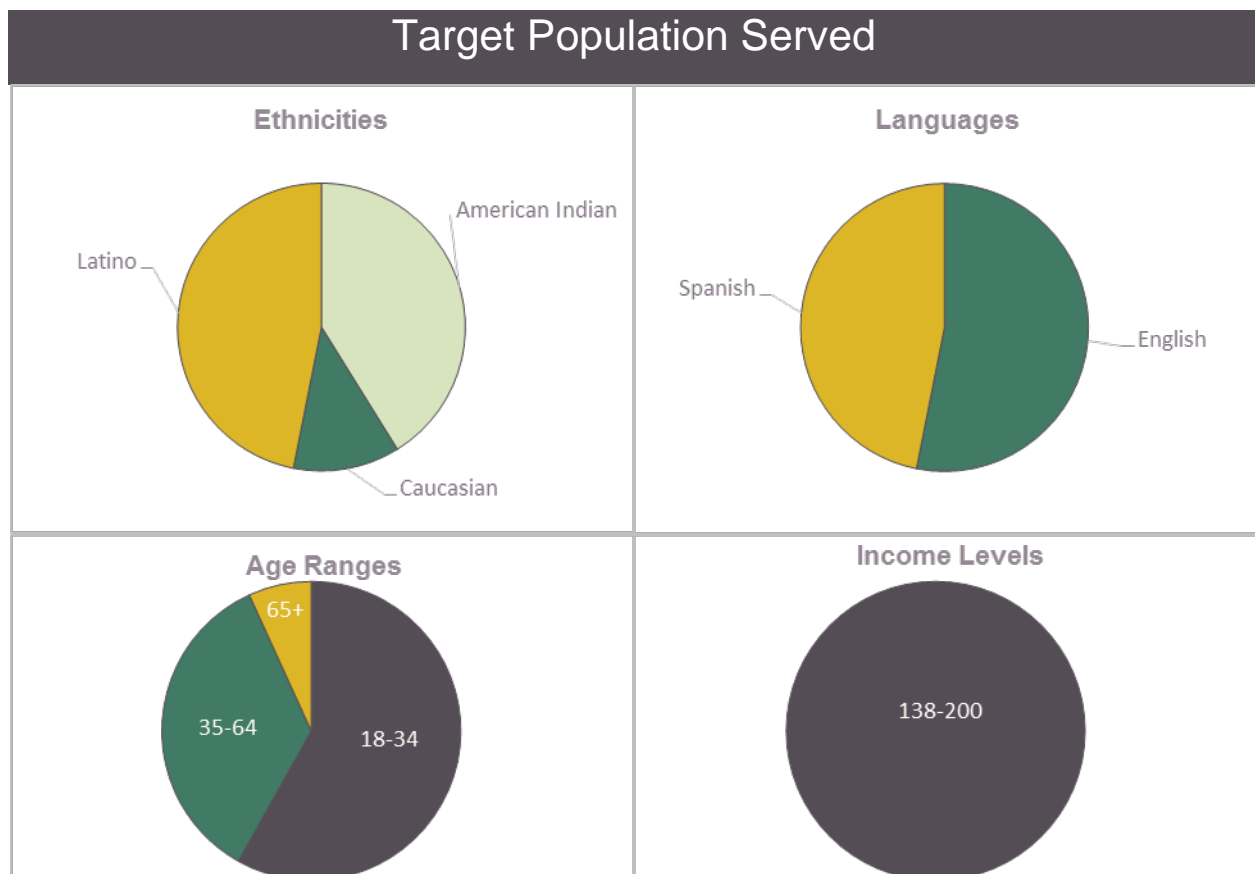
Foothill Health Center

Amount Requested: \$50,000		Navigator Funding: \$50,000	
Roll Over Amount: N/A		Total Funding: \$50,000	
Neil Kozuma Funding & Program Development Director www.sjfcc.org	Program Affiliation		Effectuated Individuals
	<input checked="" type="checkbox"/> CEE Rank: 67 # CECs: 11 Subcontractor # CECs: N/A		300
Subcontractors: N/A			



Greenville Rancheria

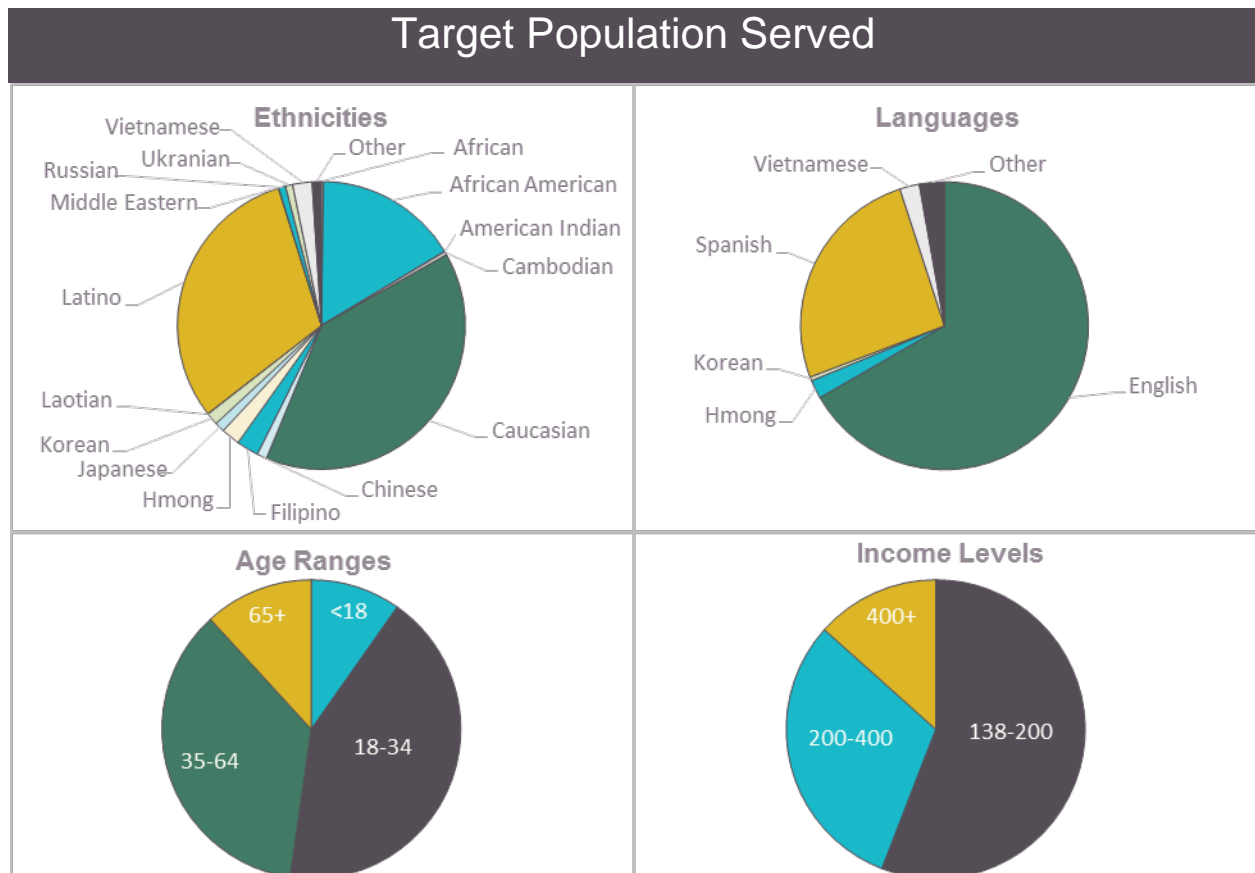
Amount Requested: \$50,000		Navigator Funding: \$50,000	
Roll Over Amount: N/A		Total Funding: \$50,000	
Margaret Alspaugh M.D., Ph.D. ED www.greenvillerancheria.com	Program Affiliation		Effectuated Individuals
	<input checked="" type="checkbox"/> CEE Rank: 383 # CECs: 5 Subcontractor # CECs: N/A		192
Subcontractors: N/A			



Health Access Foundation

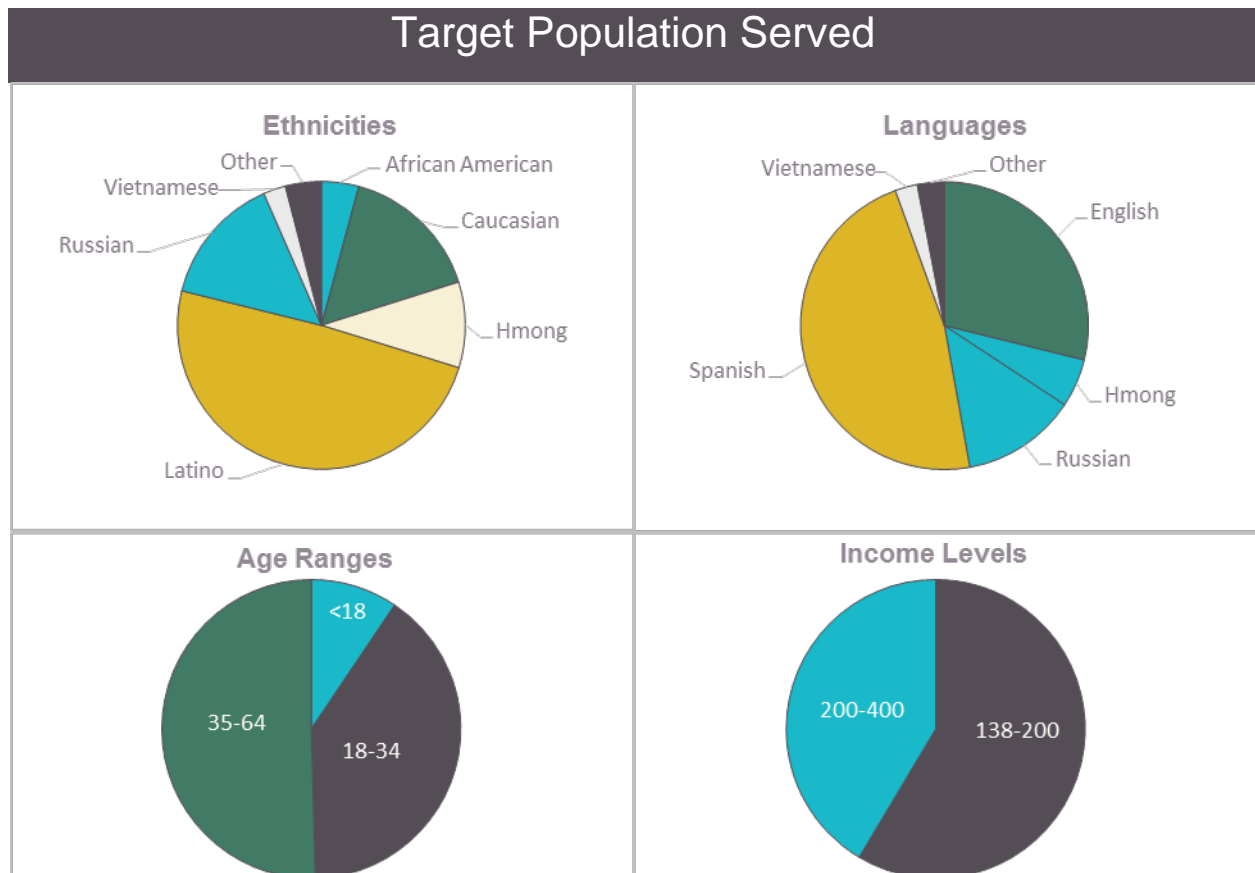
Amount Requested: \$580,000	Navigator Funding: \$450,000	
Roll Over Amount: N/A	Total Funding: \$450,000	
Kate Burch LGBT HHS Network Director www.health-access.org	Program Affiliation	Effectuated Individuals
	<input type="checkbox"/> CEE Rank: N/A # CECs: N/A Subcontractor # CECs: 17	2,475

Subcontractors: Divine Truth Unity Fellowship Church, Gay Central Valley, Gender Health Center, San Diego LGBT Center, San Joaquin County Pride Center, Inc., The Gay and Lesbian Community Services Center of Orange County



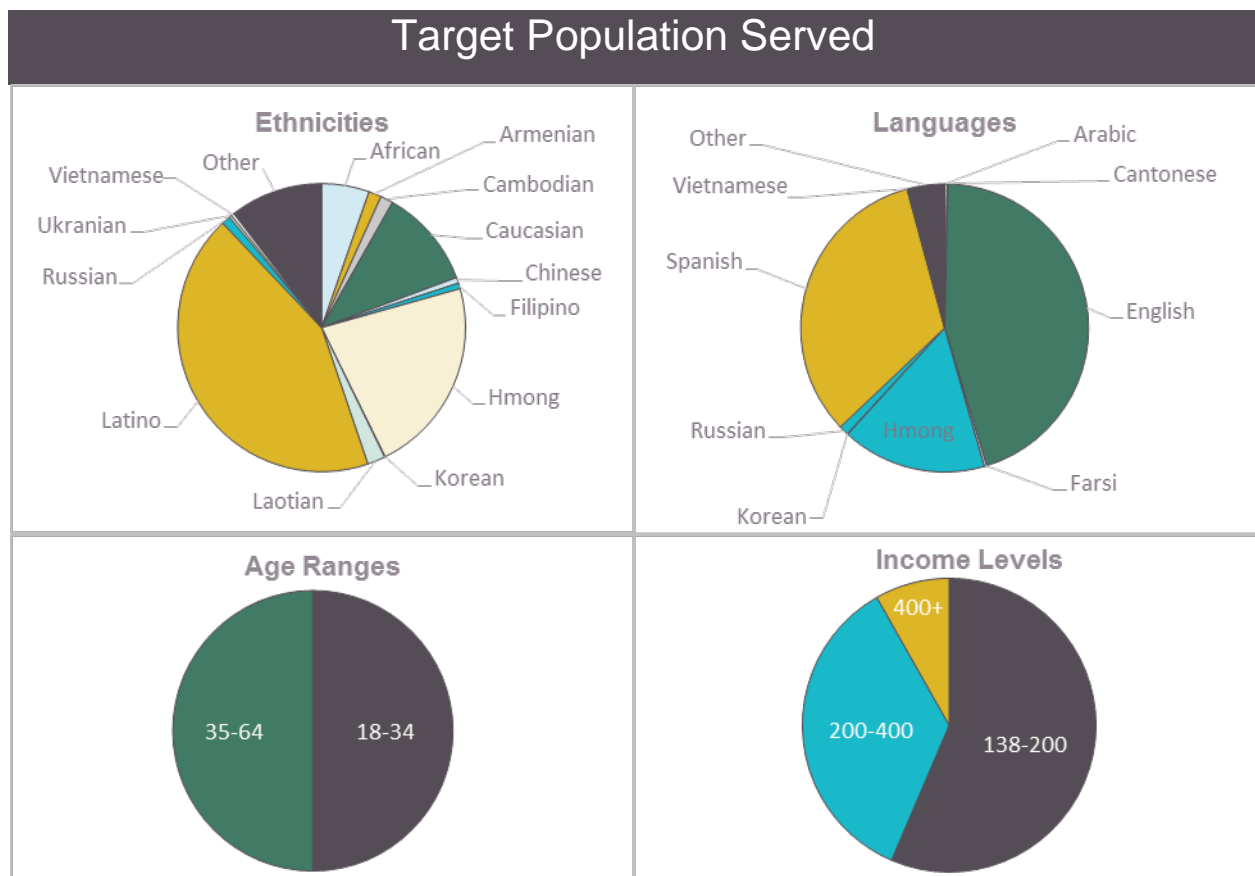
Healthy Community Forum for the Greater Sacramento Region d.b.a. Sacramento Covered

Amount Requested: \$360,000		Navigator Funding: \$206,270	
Roll Over Amount: \$153,730		Total Funding: \$360,000	
Joil Xiong Director of Operations sacramentocovered.org	Program Affiliation	Effectuated Individuals	
	<input checked="" type="checkbox"/> CEE Rank: 81 # CECs: 17 Subcontractor # CECs: N/A	1,400	
Subcontractors: N/A			



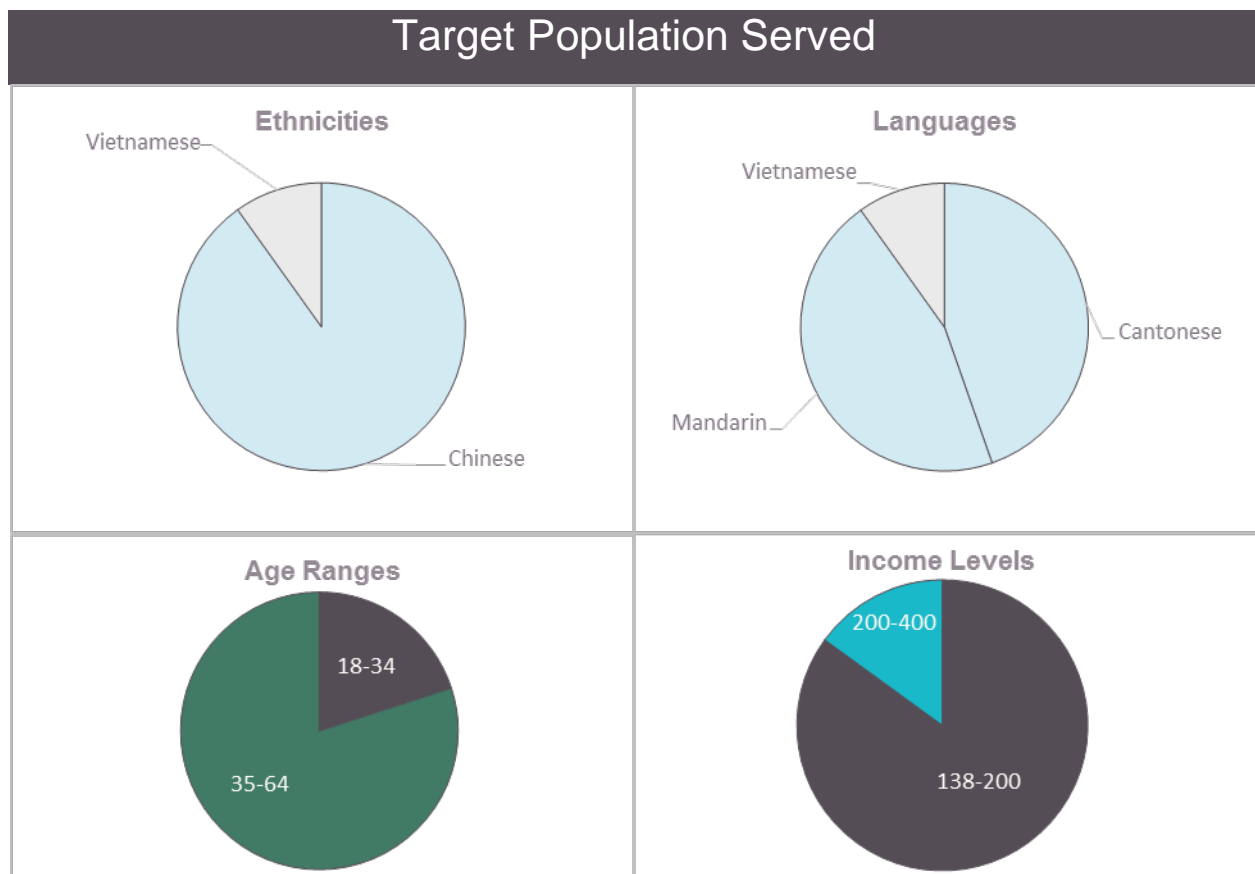
Healthy House Within a MATCH Coalition

Amount Requested: \$200,000		Navigator Funding: \$200,000	
Roll Over Amount: N/A		Total Funding: \$200,000	
Candice Adam-Medefind Executive Director hmonghealthcollaborative.com	Program Affiliation	Effectuated Individuals	
	<input checked="" type="checkbox"/> CEE Rank: 128 # CECs: 7 Subcontractor # CECs: 25	1,400	
Subcontractors: Fresno Center for New Americans, Fresno Interdenominational Refugee Ministries, Lao Family Community Empowerment, Inc.			



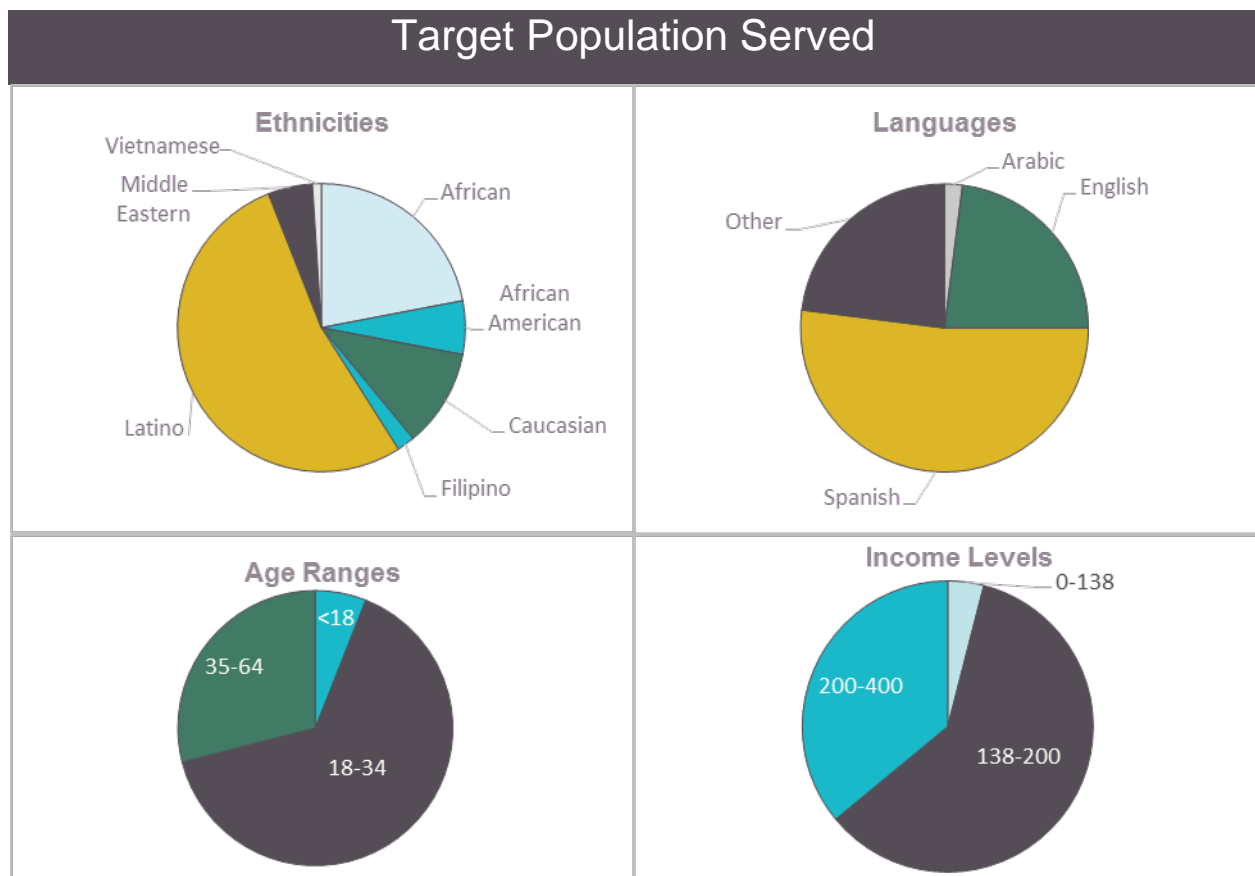
Herald Christian Health Center

Amount Requested: \$500,000		Navigator Funding: \$100,000	
Roll Over Amount: N/A		Total Funding: \$100,000	
Carolyn Eng Chief Operation Officer www.hchcla.org	Program Affiliation		Effectuated Individuals
	<input checked="" type="checkbox"/> CEE Rank: 101 # CECs: 20 Subcontractor # CECs: N/A		700
Subcontractors: Chinese Christian Herald Crusades - Herald Community Center			



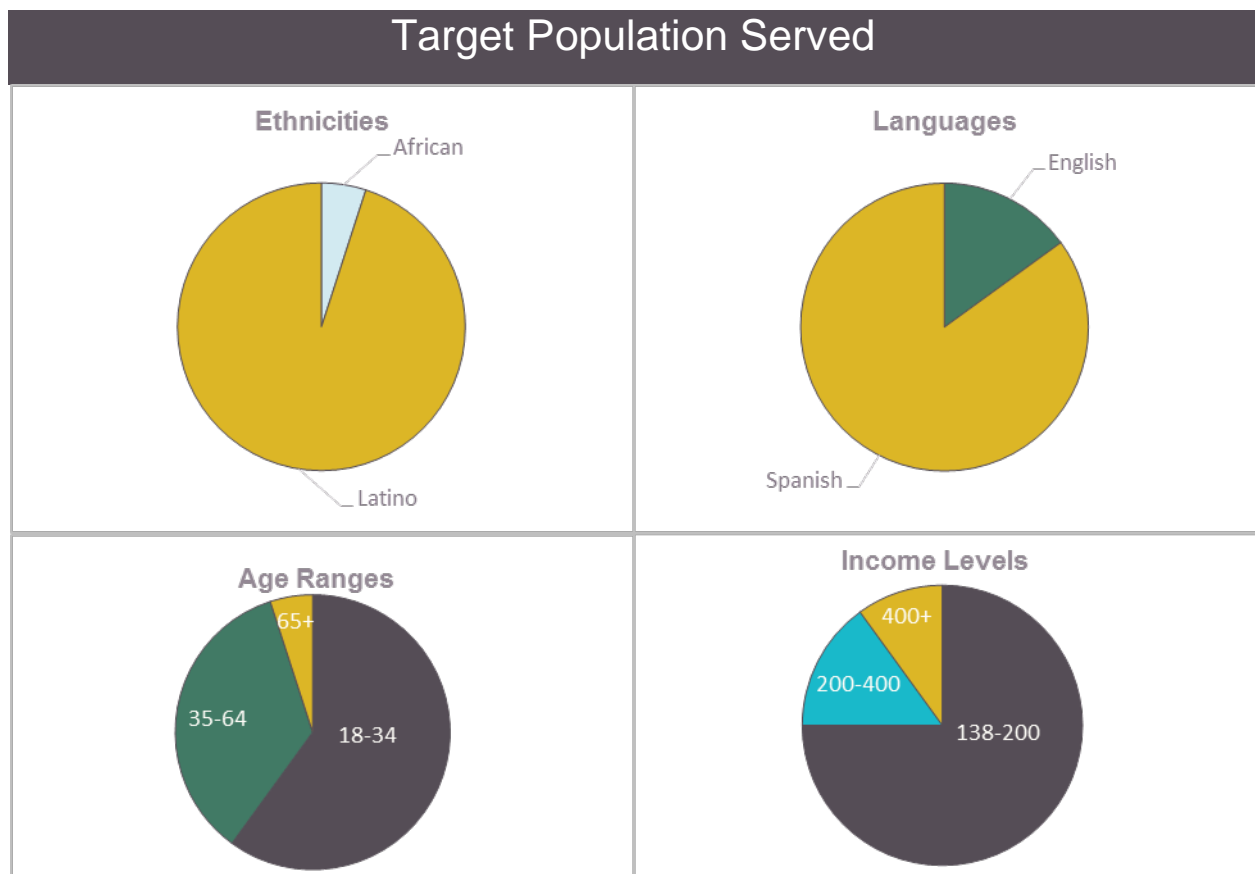
Home Start, Inc.

Amount Requested: \$287,108		Navigator Funding: \$100,000	
Roll Over Amount: N/A		Total Funding: \$100,000	
Paula Guerra Director of Programs www.home-start.org	Program Affiliation	Effectuated Individuals	
	<input checked="" type="checkbox"/> CEE Rank: 130 # CECs: 13 Subcontractor # CECs: 4	700	
Subcontractors: Horn of Africa			



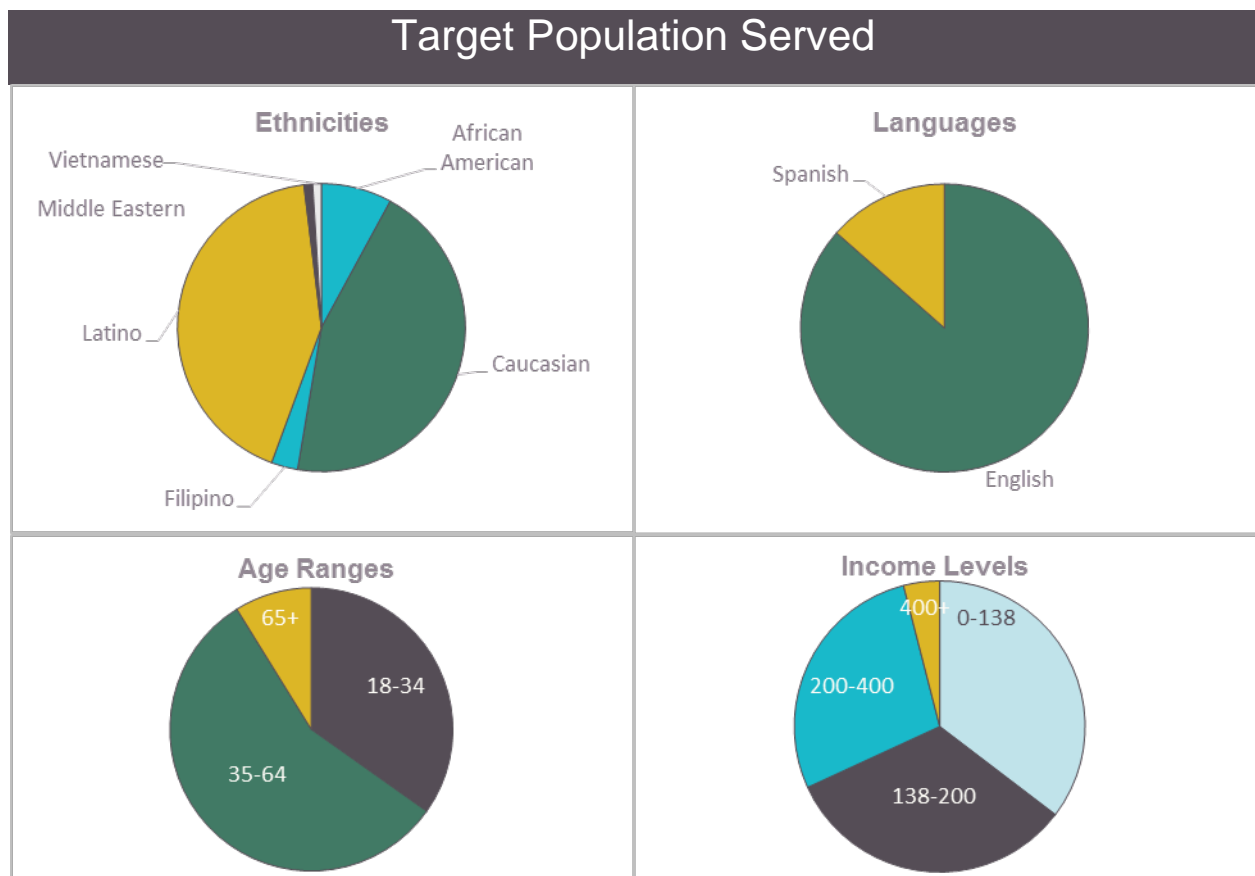
Hub Cities Consortium

Amount Requested: \$150,000		Navigator Funding: \$150,000	
Roll Over Amount: N/A		Total Funding: \$150,000	
Armando Loza Program Coordinator www.hubcities.org	Program Affiliation	Effectuated Individuals	
	<input type="checkbox"/> CEE Rank: N/A # CECs: N/A Subcontractor # CECs: N/A	800	
Subcontractors: Florence-Firestone/Walnut Park Chamber of Commerce, Southeast Community Development Corporation			



INFO LINE of San Diego County

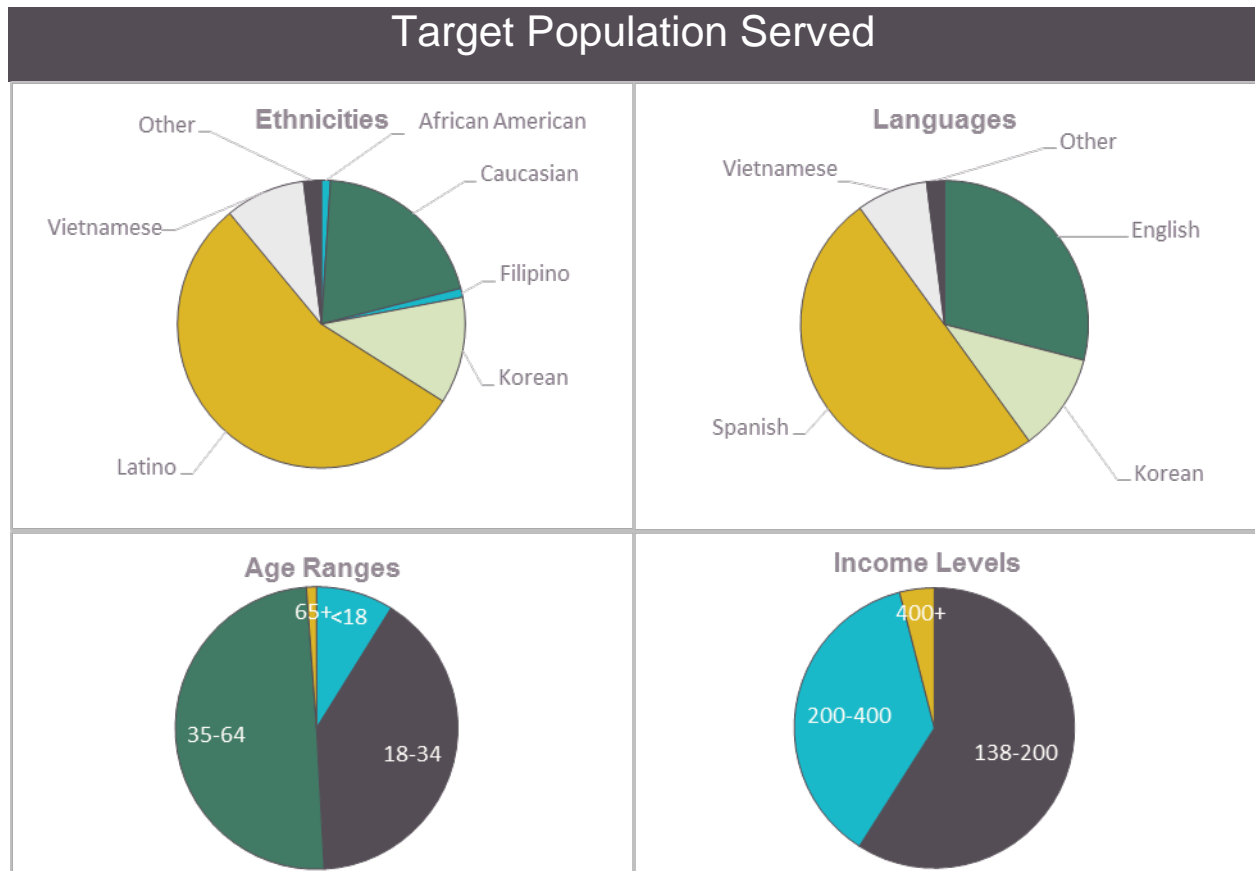
Amount Requested: \$602,039		Navigator Funding: \$34,550	
Roll Over Amount: \$215,450		Total Funding: \$250,000	
Karis Grounds Health Programs Manager www.211sandiego.org	Program Affiliation		Effectuated Individuals
	<input type="checkbox"/> CEE Rank: N/A # CECs: N/A Subcontractor # CECs: 29		350
Subcontractors: San Diegans for Healthcare Coverage			



Institute for Healthcare Advancement

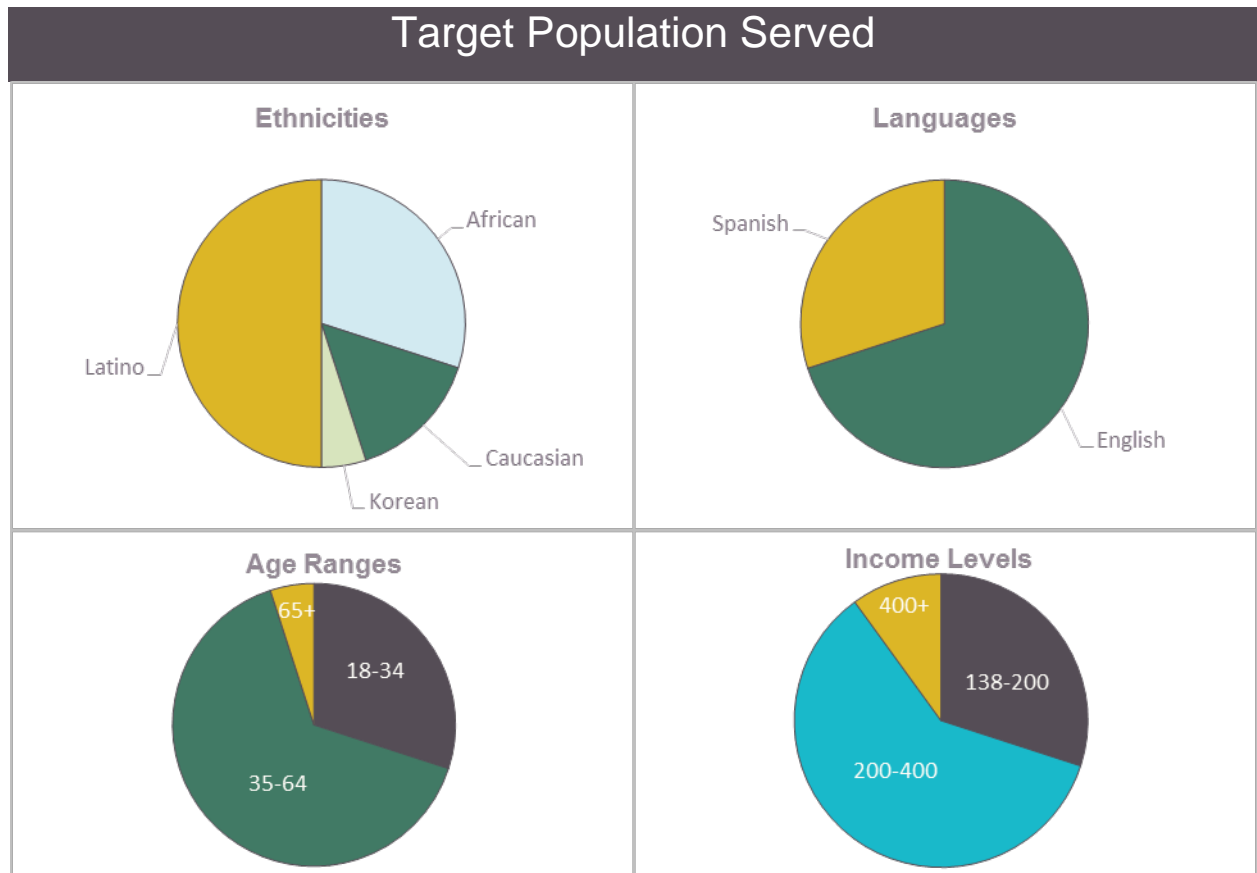
Amount Requested: \$750,000		Navigator Funding: \$500,000	
Roll Over Amount: N/A		Total Funding: \$500,000	
Amy DeMarco Programs and Operations Manager www.iha4health.org		Program Affiliation	
		<input checked="" type="checkbox"/> CEE Rank: 46 # CECs: 8 Subcontractor # CECs: 67	
		Effectuated Individuals	
		3,200	

Subcontractors: Boys & Girls Clubs of Garden Grove, Children’s Health Initiative of Orange County (CHI OC), a fiscally sponsored project of OneOC, Coalition of Orange County Community Clinics, Delhi Center, Give for a Smile, North Orange County Community College District--Fullerton College, Orange County United Way, People for Irvine Community Health DBA 2-1-1 Orange County, The Raise Foundation



Kelly Rolfe Financial Services

Amount Requested: \$1,000,000		Navigator Funding: \$500,000	
Roll Over Amount: N/A		Total Funding: \$500,000	
James Rolfe Owner/Director krfs.org	Program Affiliation	Effectuated Individuals	
	<input checked="" type="checkbox"/> CEE Rank: 54 # CECs: 16 Subcontractor # CECs: 26	3,500	
Subcontractors: 1Solution, Community Centers, Inc.			



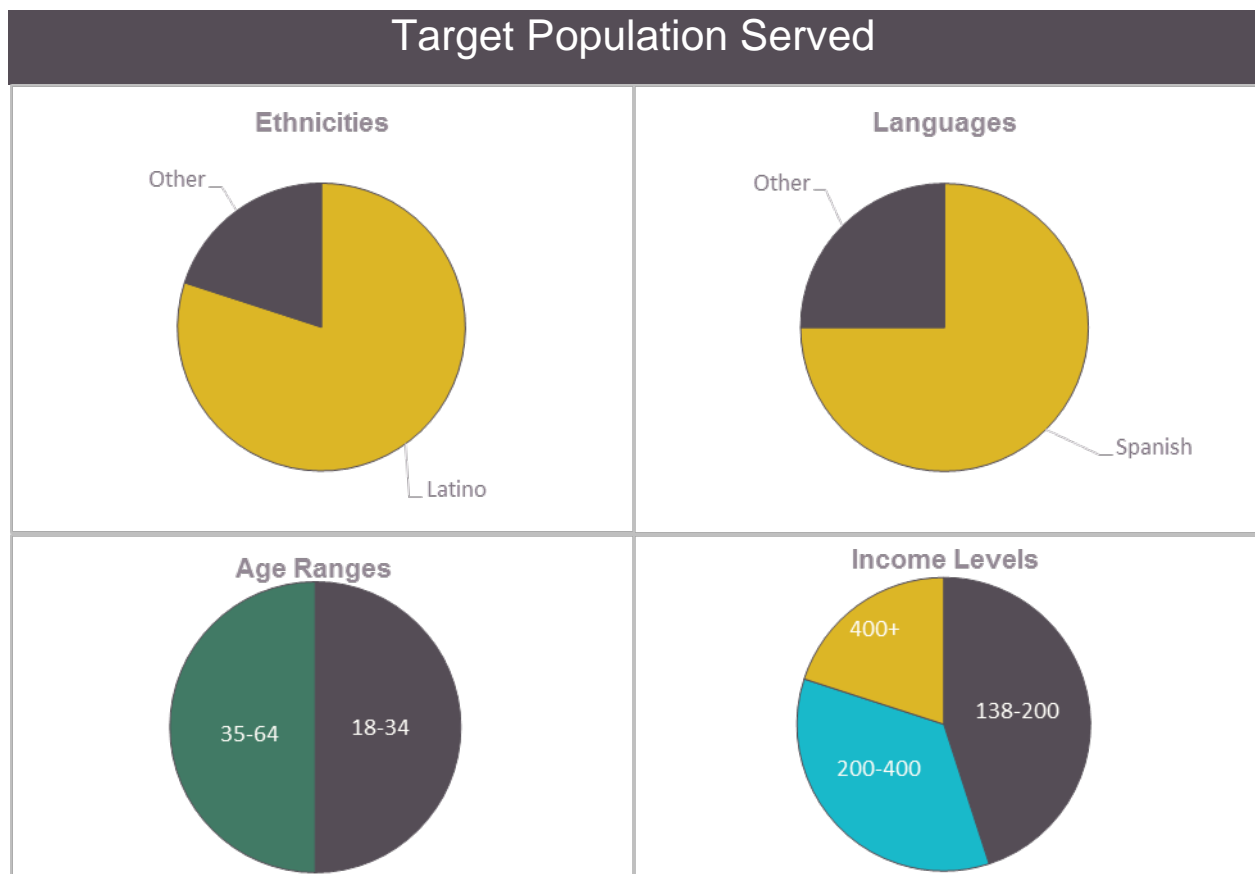
Koreatown Multipurpose Senior Center

Amount Requested: \$750,000		Navigator Funding: \$500,000	
Roll Over Amount: N/A		Total Funding: \$500,000	
Catherine Moon Executive Director	Program Affiliation	Effectuated Individuals	
	<input checked="" type="checkbox"/> CEE Rank: 6 # CECs: 13 Subcontractor # CECs: N/A	3,500	
Subcontractors: N/A			



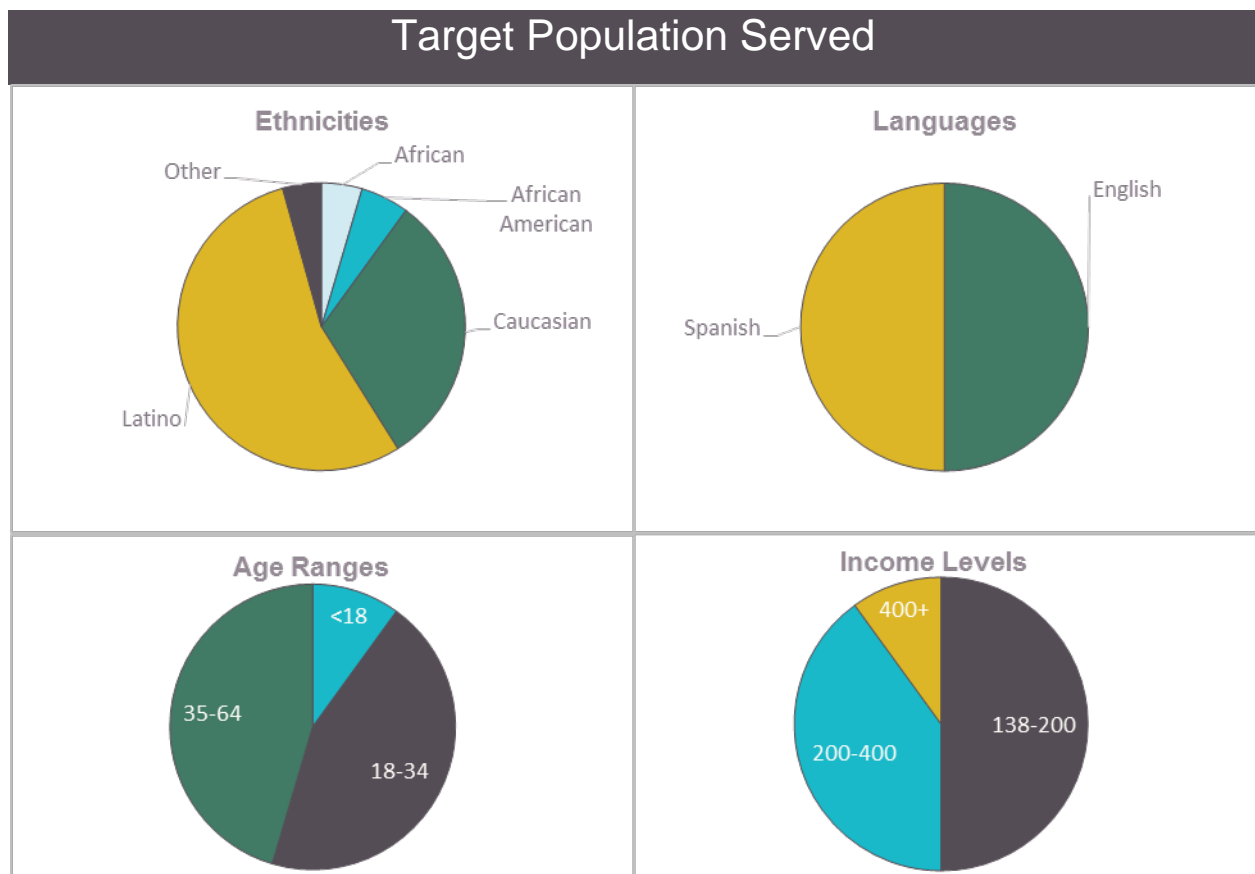
LDP Financial

Amount Requested: \$200,000		Navigator Funding: \$100,000	
Roll Over Amount: N/A		Total Funding: \$100,000	
Deyra Arevalo Owner ldpfinancial.com	Program Affiliation	Effectuated Individuals	
	<input checked="" type="checkbox"/> CEE Rank:118 # CECs: N/A Subcontractor # CECs: N/A	700	
Subcontractors: N/A			



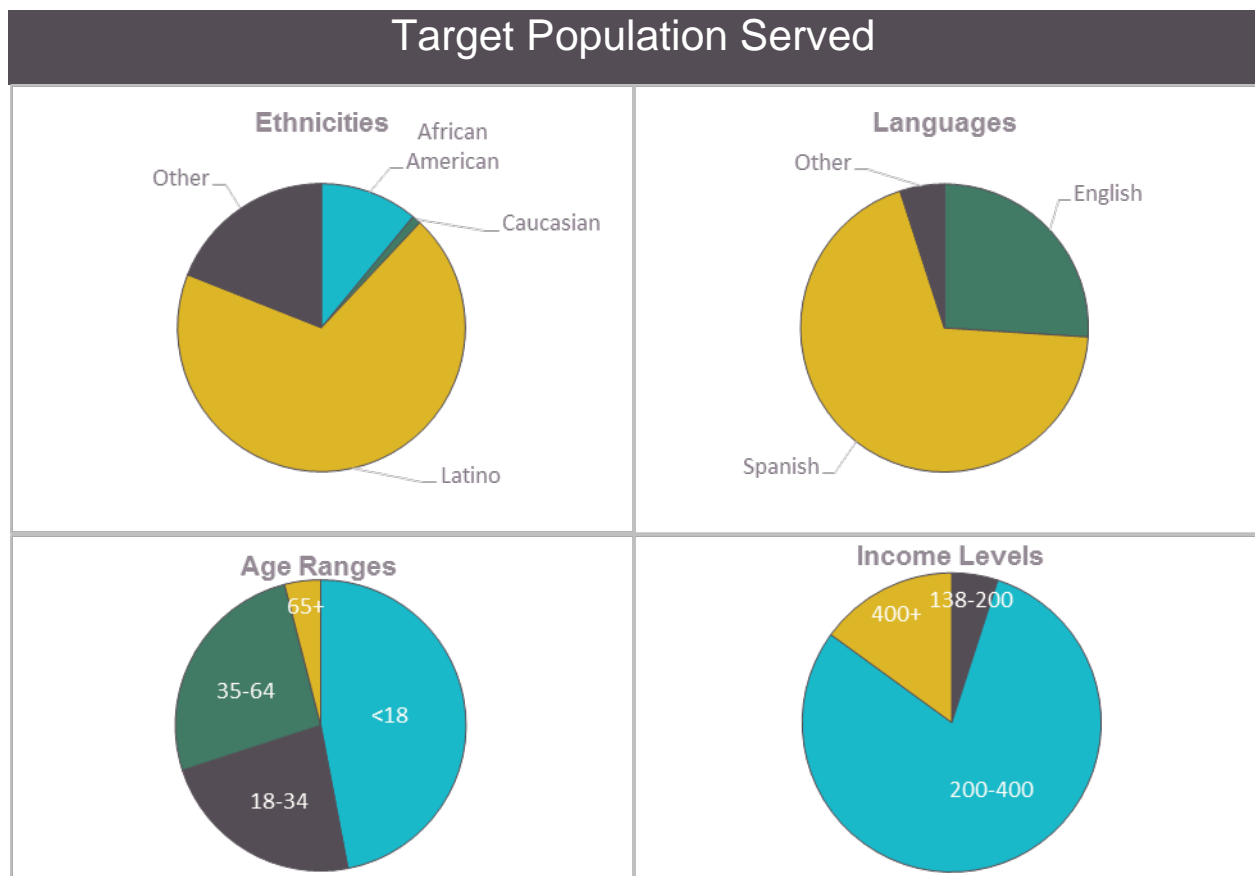
Loma Linda University

Amount Requested: \$933,339		Navigator Funding:	
Roll Over Amount: \$311,000		Total Funding: \$311,000	
Aleta Savage Assoc. Director, Financial Management www.llu.edu	Program Affiliation	Effectuated Individuals	
	<input type="checkbox"/> CEE Rank: N/A # CECs: N/A Subcontractor # CECs: 3	700	
Subcontractors: El Sol Neighborhood Educational Center, Community Clinic Association of San Bernardino County			



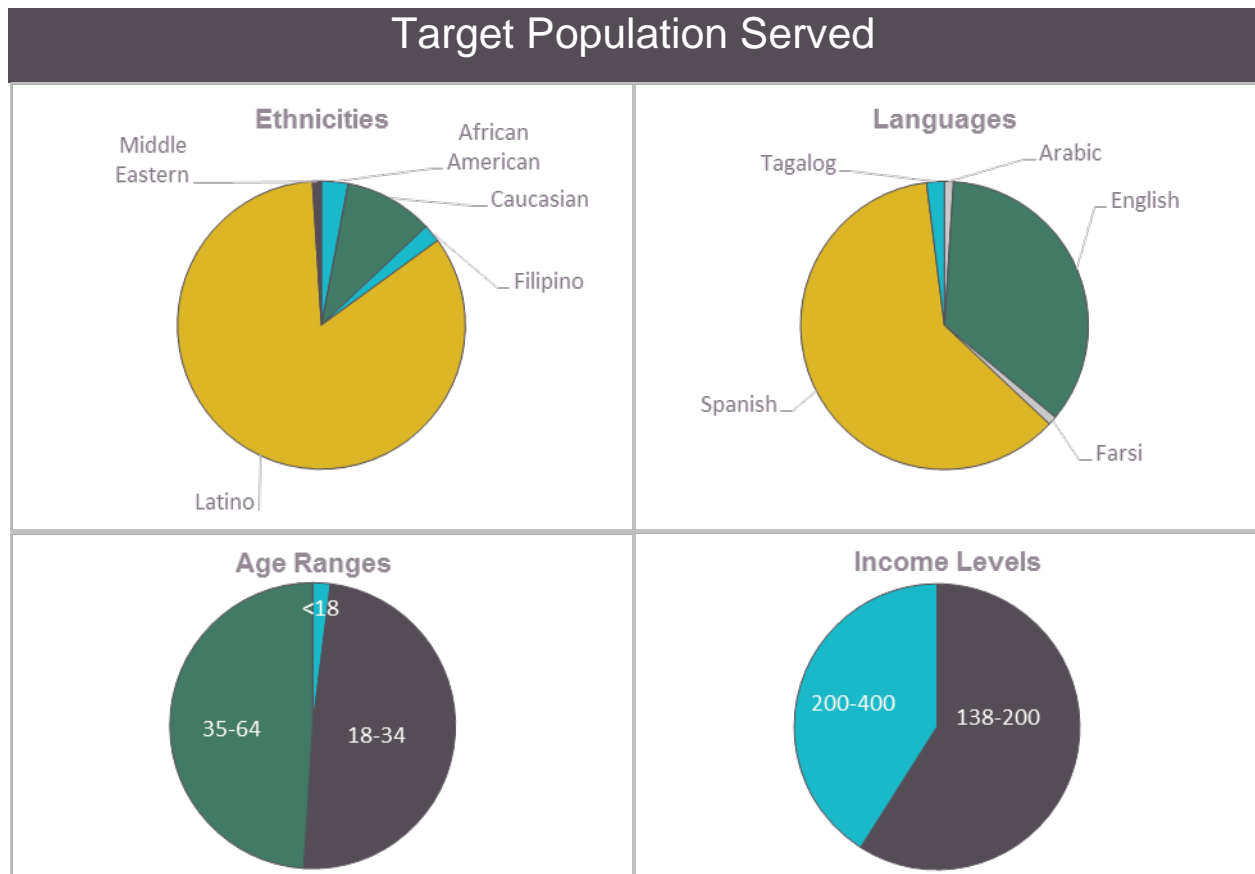
Northeast Community Clinic

Amount Requested: \$100,000		Navigator Funding: \$100,000	
Roll Over Amount: N/A		Total Funding: \$100,000	
Christopher Lau Executive Director www.northeastcommunityclinics.com	Program Affiliation	Effectuated Individuals	
	<input checked="" type="checkbox"/> CEE Rank: 61 # CECs: 12 Subcontractor # CECs: N/A	700	
Subcontractors: N/A			



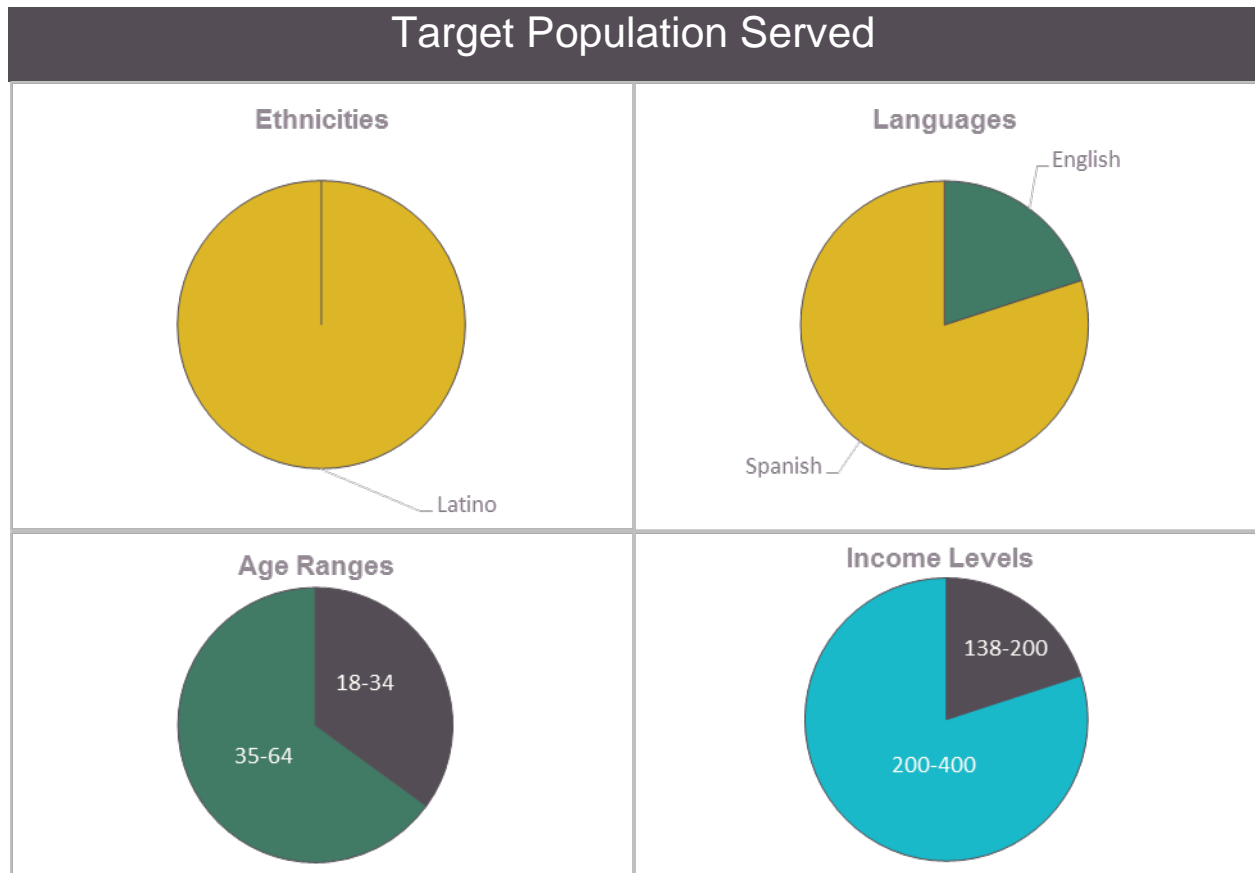
Omni Family Health

Amount Requested: \$500,000		Navigator Funding: \$300,000	
Roll Over Amount: N/A		Total Funding: \$300,000	
Veronica Loya-Alcocer Healthcare Navigator and Outreach Supervisor www.omnifamilyhealth.org		Program Affiliation	Effectuated Individuals
		<input type="checkbox"/> CEE Rank: N/A # CECs: N/A Subcontractor # CECs: N/A	2,100
Subcontractors: N/A			



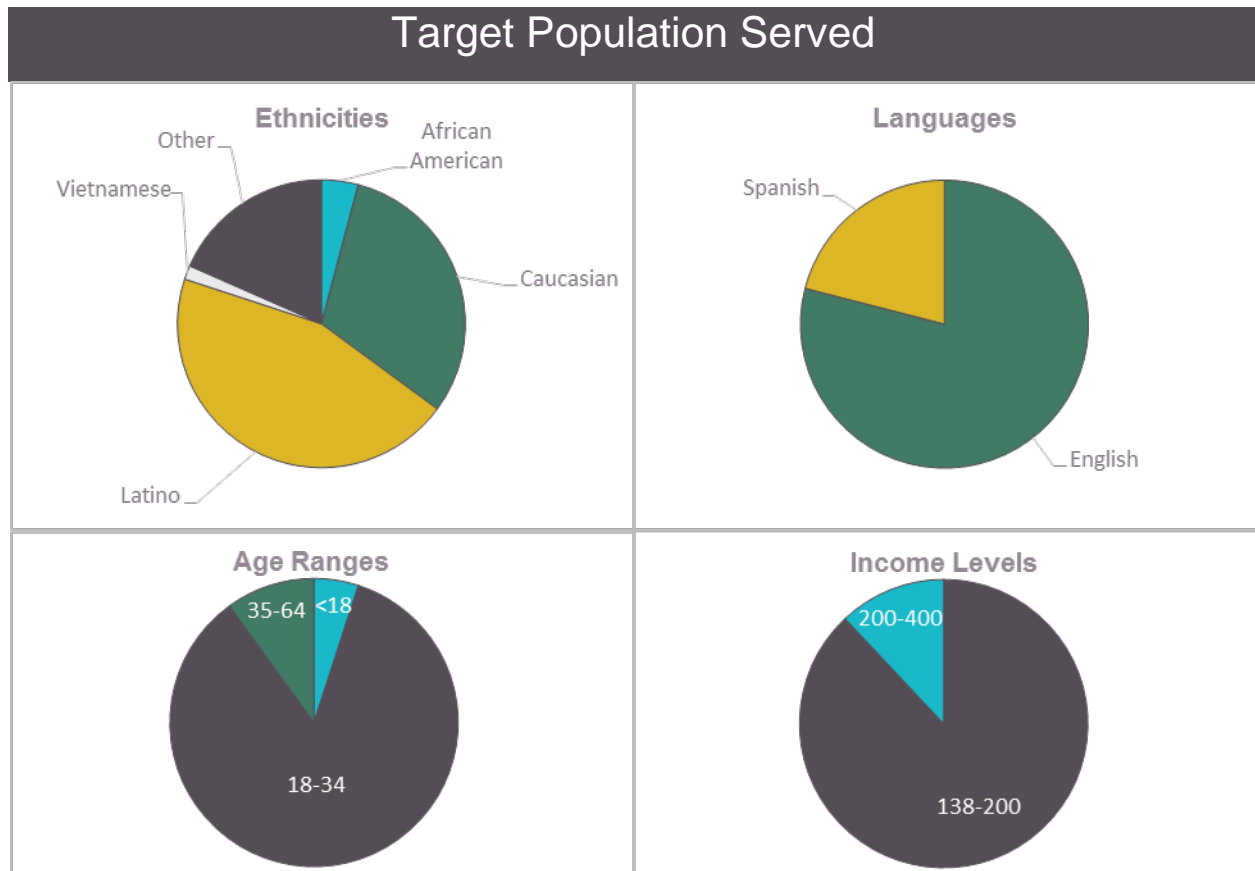
Physicians for a National Health Program-California

Amount Requested: \$200,000		Navigator Funding: \$50,000	
Roll Over Amount: N/A		Total Funding: \$50,000	
Bill Skeen Executive Director www.pnhp.org	Program Affiliation		Effectuated Individuals
	<input type="checkbox"/> CEE Rank: N/A # CECs: N/A Subcontractor # CECs: N/A		350
Subcontractors: N/A			



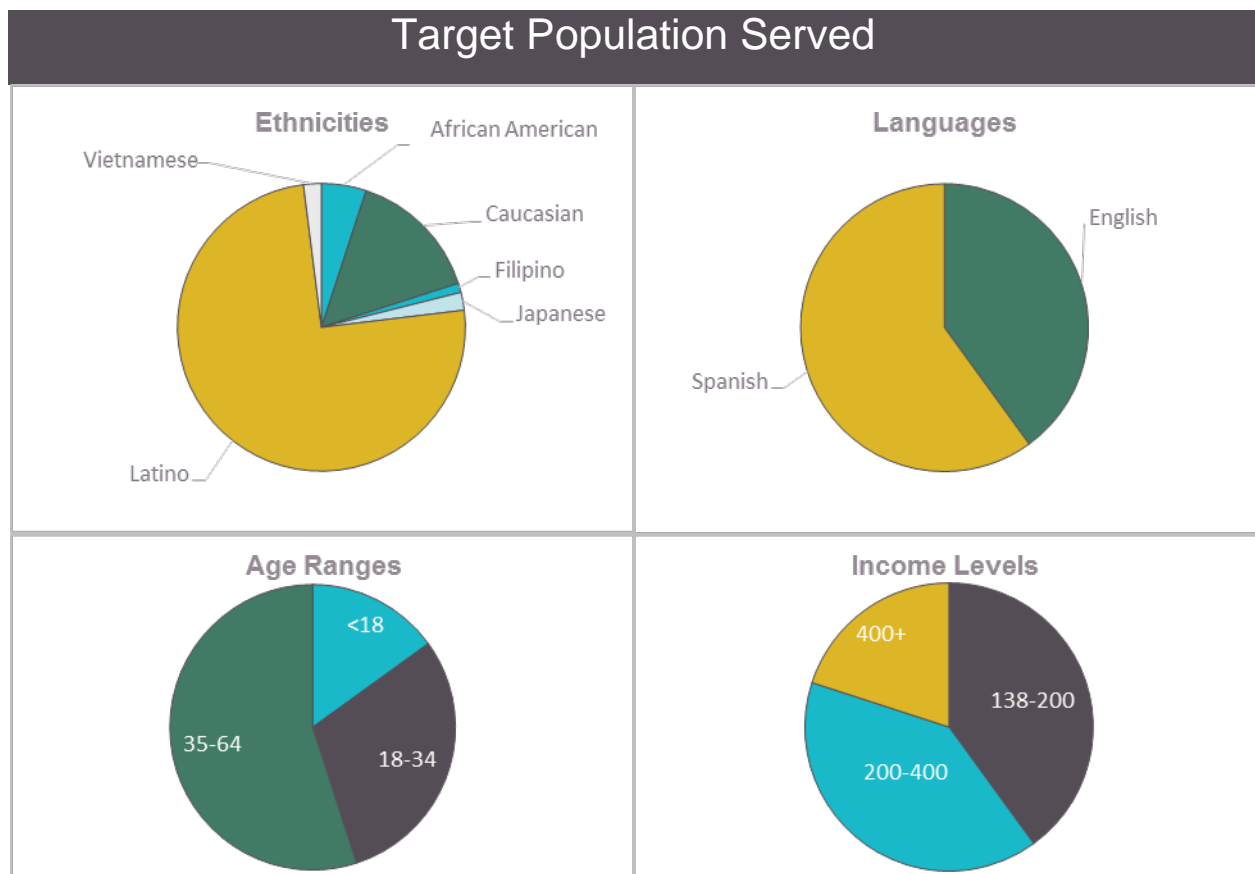
Planned Parenthood of Orange and San Bernardino Counties

Amount Requested: \$100,000		Navigator Funding: \$50,000	
Roll Over Amount: N/A		Total Funding: \$50,000	
Georgina Maldonado Director of Patient Engagement http://www.plannedparenthood.org/planned-parenthood-orange-san-bernardino		Program Affiliation	Effectuated Individuals
		<input checked="" type="checkbox"/> CEE Rank: 381 # CECs: 6 Subcontractor # CECs: N/A	350
Subcontractors: N/A			



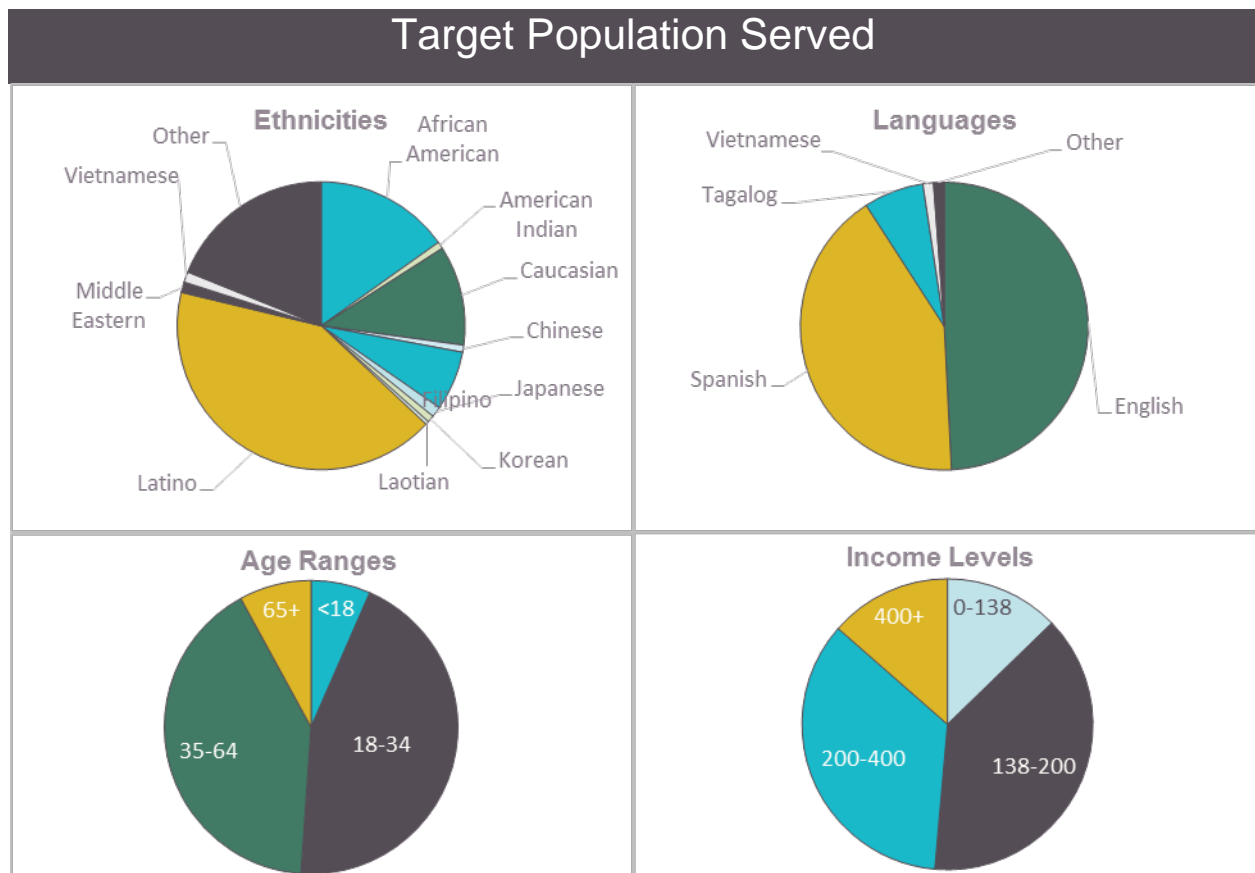
Providence Little Company of Mary Foundation

Amount Requested: \$183,342		Navigator Funding: \$183,342	
Roll Over Amount: N/A		Total Funding: \$183,342	
Jim Tehan Service Area Director Community Partnerships california.providence.org	Program Affiliation		Effectuated Individuals
	<input checked="" type="checkbox"/> CEE Rank: 87 # CECs: 12 Subcontractor # CECs: N/A		1,150
Subcontractors: N/A			



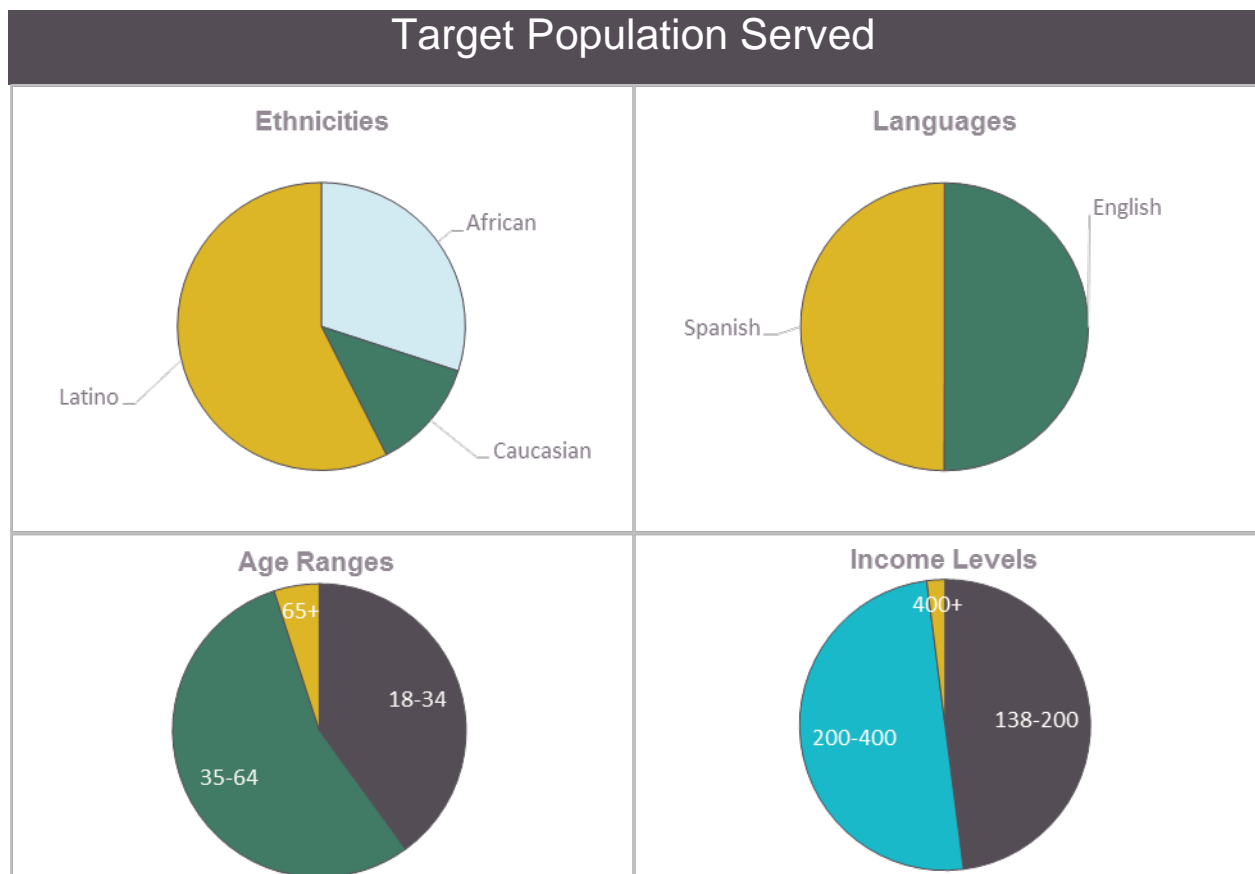
Quantum Investments Inc dba Liberty Tax Service

Amount Requested: \$100,000		Navigator Funding: \$100,000	
Roll Over Amount: N/A		Total Funding: \$100,000	
Darcy Alvarez ACTA		Program Affiliation	Effectuated Individuals
		<input checked="" type="checkbox"/> CEE Rank: 34 # CECs: 23 Subcontractor # CECs: N/A	500
Subcontractors: N/A			



Quinn Community Outreach Corporation

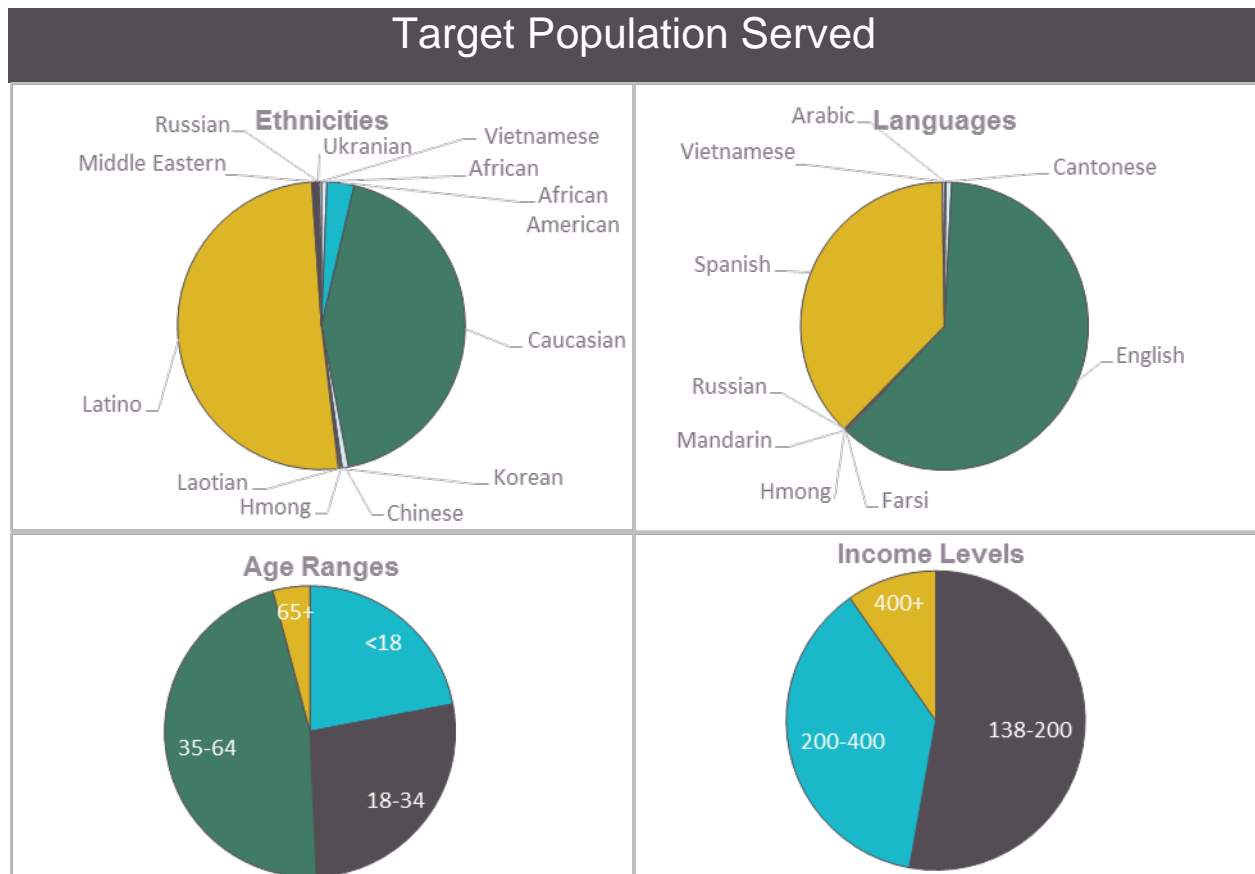
Amount Requested: \$748,705		Navigator Funding: \$150,000	
Roll Over Amount: N/A		Total Funding: \$150,000	
Eudora Mitchell Executive Director www.qcoc.net	Program Affiliation		Effectuated Individuals
	<input checked="" type="checkbox"/> CEE Rank: 198 # CECs: 10 Subcontractor # CECs: N/A		1,000
Subcontractors: Inland Congregations United for Change, Inland Empire AME Ministerial Alliance			



Redwood Community Health

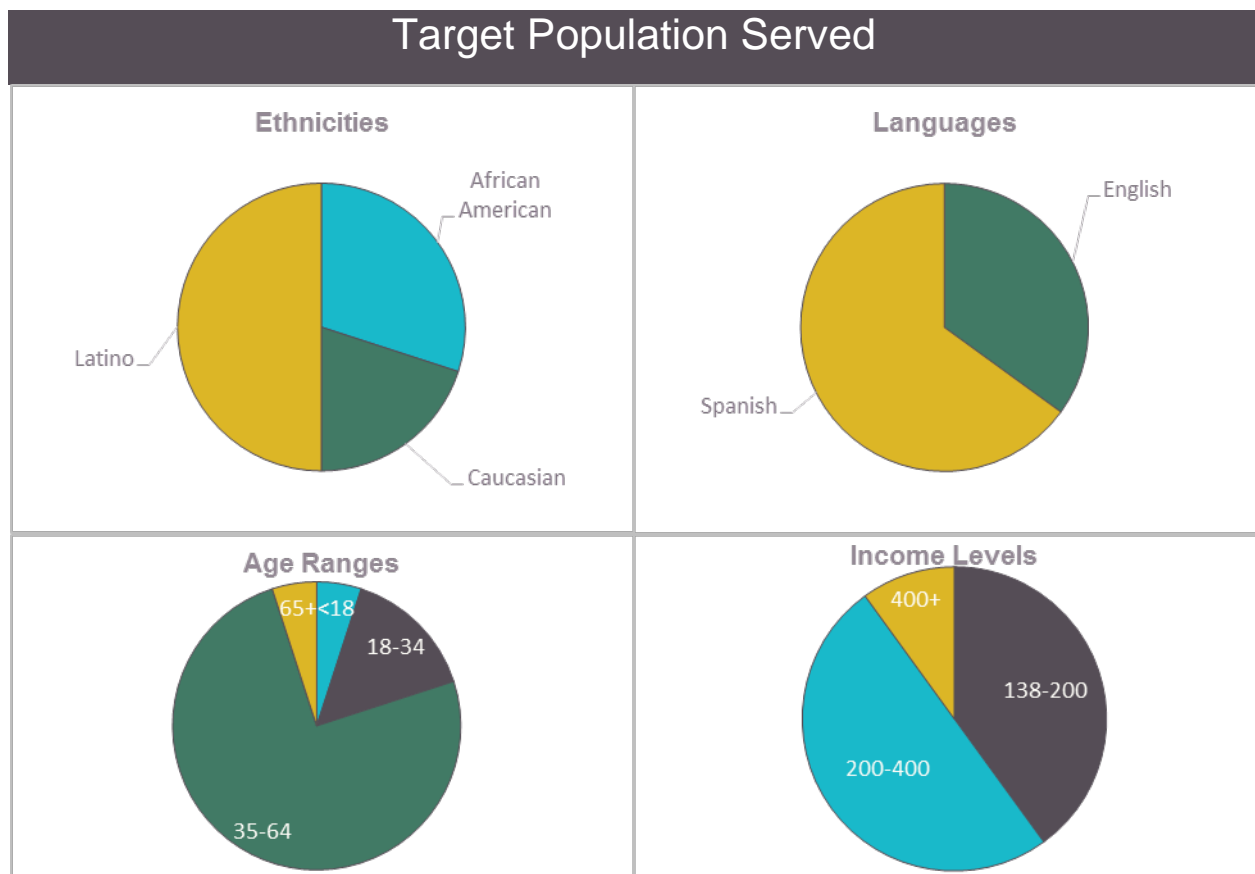
Amount Requested: \$1,000,000	Navigator Funding: \$312,000	
Roll Over Amount: \$438,000	Total Funding: \$750,000	
Lance Goller Director of Outreach and Enrollment www.rchc.net	Program Affiliation	Effectuated Individuals
	<input checked="" type="checkbox"/> CEE Rank: 2 # CECs: 93 Subcontractor # CECs: 95	3,000

Subcontractors: Alliance for Rural Community Health, Alliance Medical Center, Coastal Health Alliance, CommuniCare Health Centers, Community Action Partnership of Sonoma County, Coppertower Family Medical Center dba Alexander Valley Healthcare, Jewish Community Free Clinic, Marin City Health and Wellness Center, Marin Community Clinics, Petaluma Health Center, Santa Rosa Community Health Centers, Sonoma Valley Community Health Center, West County Health Centers, Inc., Winters Healthcare Foundation, Inc.



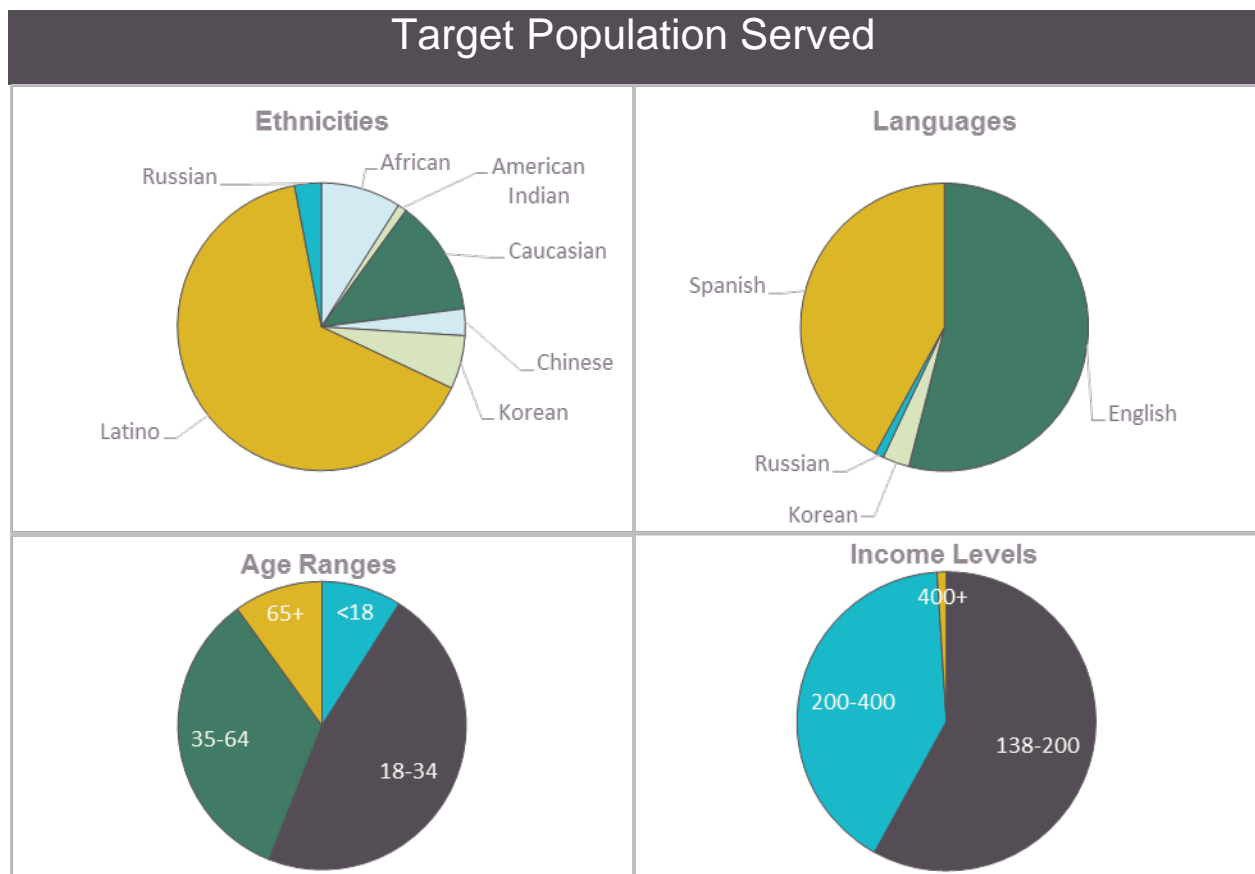
Riverside County Black Chamber of Commerce

Amount Requested: \$500,000		Navigator Funding: \$300,000	
Roll Over Amount: N/A		Total Funding: \$300,000	
Ellary Bhimji Executive Director www.riversidecountybcc.org	Program Affiliation		Effectuated Individuals
	<input checked="" type="checkbox"/> CEE Rank: 48 # CECs: 51 Subcontractor # CECs: N/A		1,600
Subcontractors: Moreno Valley Public Library, Wright On Time Youth and Family Services, Inc.			



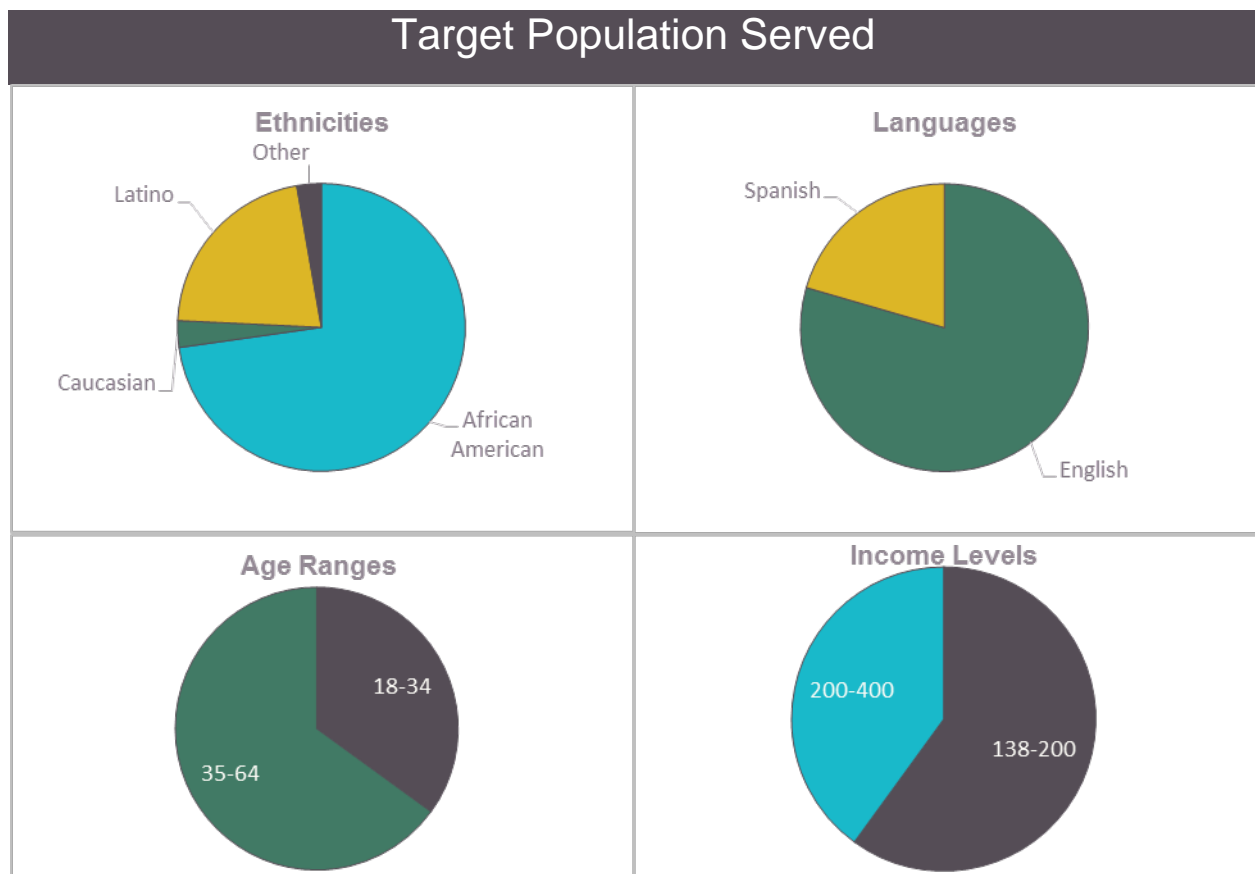
Saban Community Clinic

Amount Requested: \$182,894		Navigator Funding: \$100,000	
Roll Over Amount: N/A		Total Funding: \$100,000	
Rene Vega Managed Care Manager http://www.sabancommunityclinic.org	Program Affiliation	Effectuated Individuals	
	<input checked="" type="checkbox"/> CEE Rank: 45 # CECs: 23 Subcontractor # CECs: 14	600	
Subcontractors: Venice Family Clinic			



Sac Cultural Hub Media Foundation

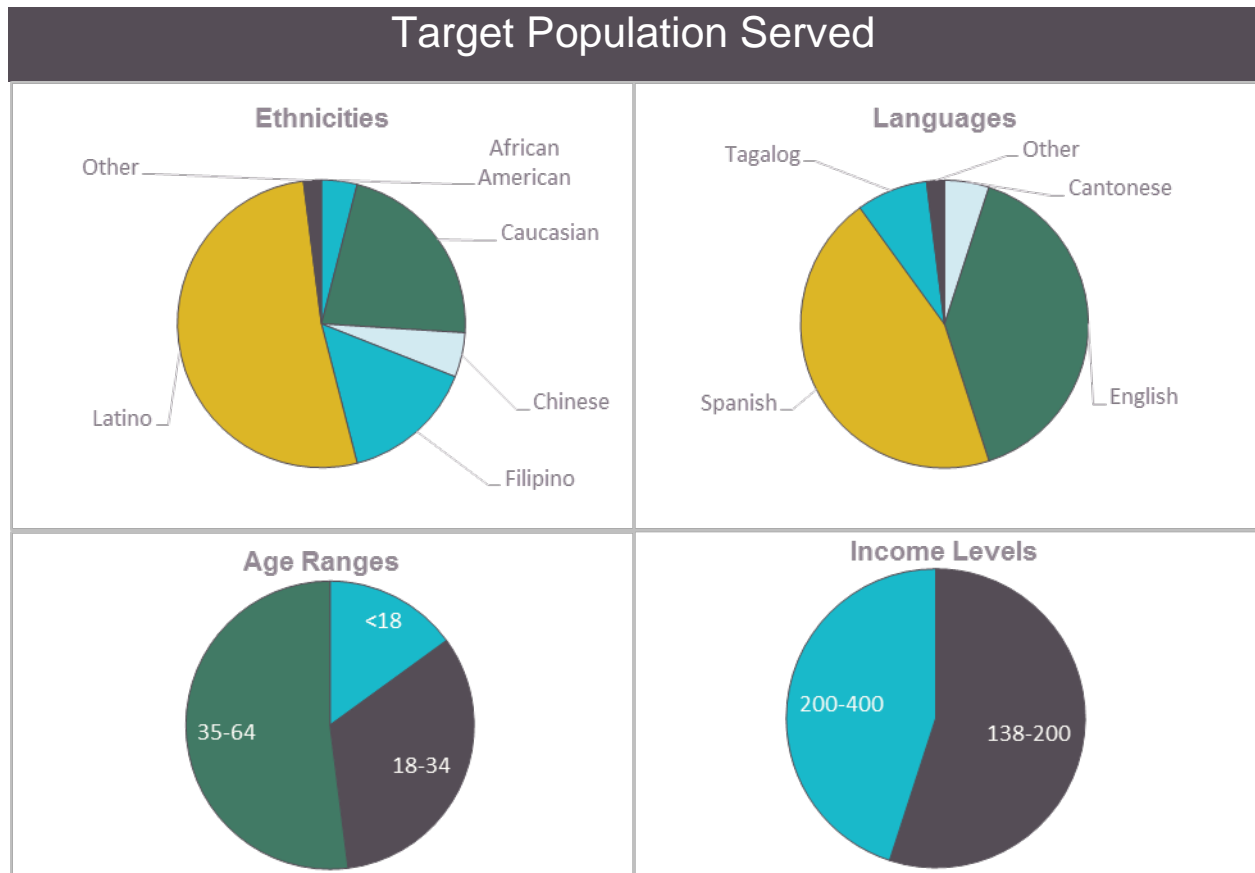
Amount Requested: \$300,000		Navigator Funding: \$200,000	
Roll Over Amount: N/A		Total Funding: \$200,000	
Pleshette Robertson Executive Director www.sacculturalhub.com	Program Affiliation	Effectuated Individuals	
	<input type="checkbox"/> CEE Rank: N/A # CECs: N/A Subcontractor # CECs: 19	1,200	
Subcontractors: 1Solution			



San Mateo County Health System

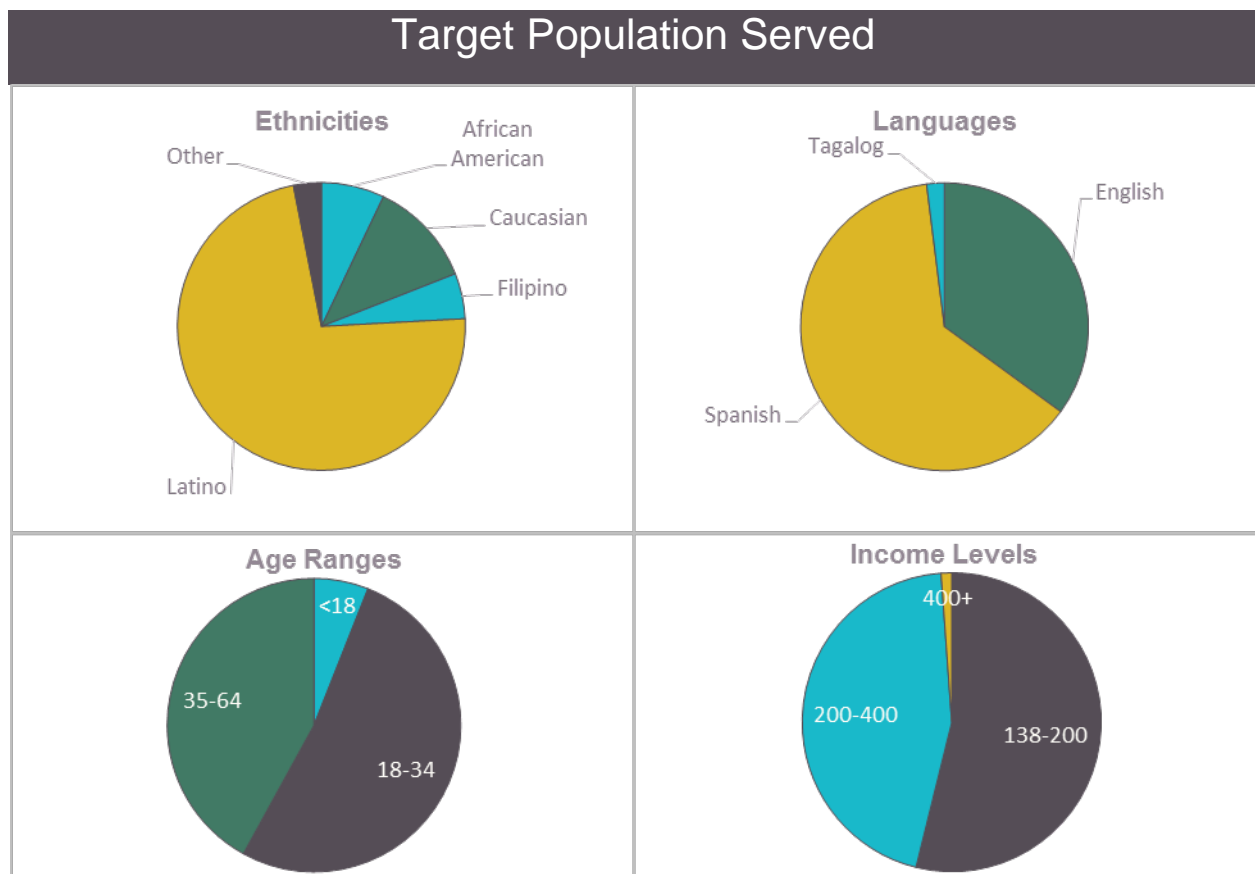
Amount Requested: \$360,500		Navigator Funding: \$300,000	
Roll Over Amount: N/A		Total Funding: \$300,000	
Srija Srinivasan Director of Strategic Operations smchealth.org	Program Affiliation		Effectuated Individuals
	<input checked="" type="checkbox"/> CEE Rank: 16 # CECs: 51 Subcontractor # CECs: 13		1,250

Subcontractors: South County Community Health Center, Inc. dba Ravenswood Family Health Center, HealthWays, San Mateo County Community College District, San Mateo County Union Community Alliance



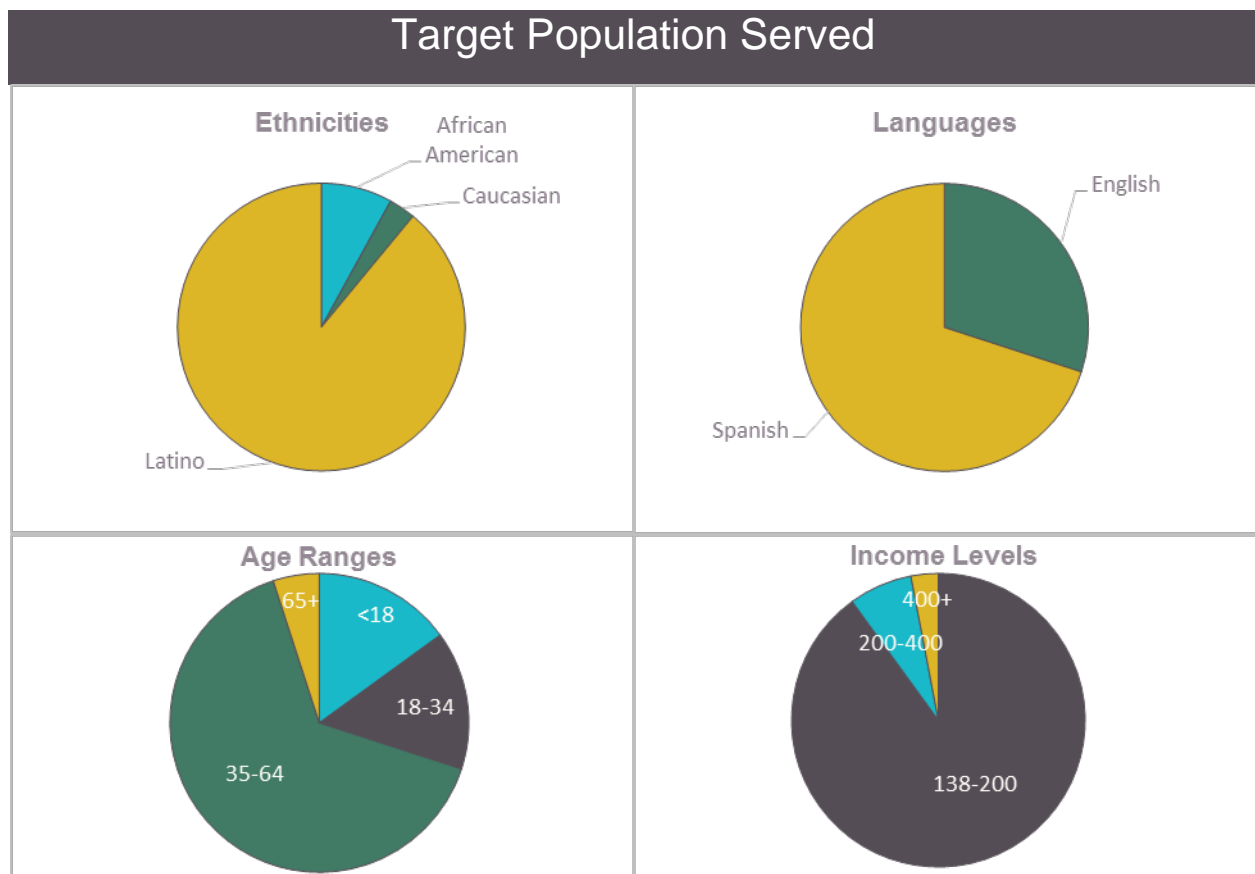
Solano Coalition for Better Health

Amount Requested: \$109,188		Navigator Funding: \$47,200	
Roll Over Amount: \$62,800		Total Funding: \$110,000	
Tamera Owens Director of Operations www.solanocoalition.org		Program Affiliation	Effectuated Individuals
		<input checked="" type="checkbox"/> CEE Rank: 52 # CECs: 8 Subcontractor # CECs: N/A	350
Subcontractors: Solano County Department of Child Support Services			



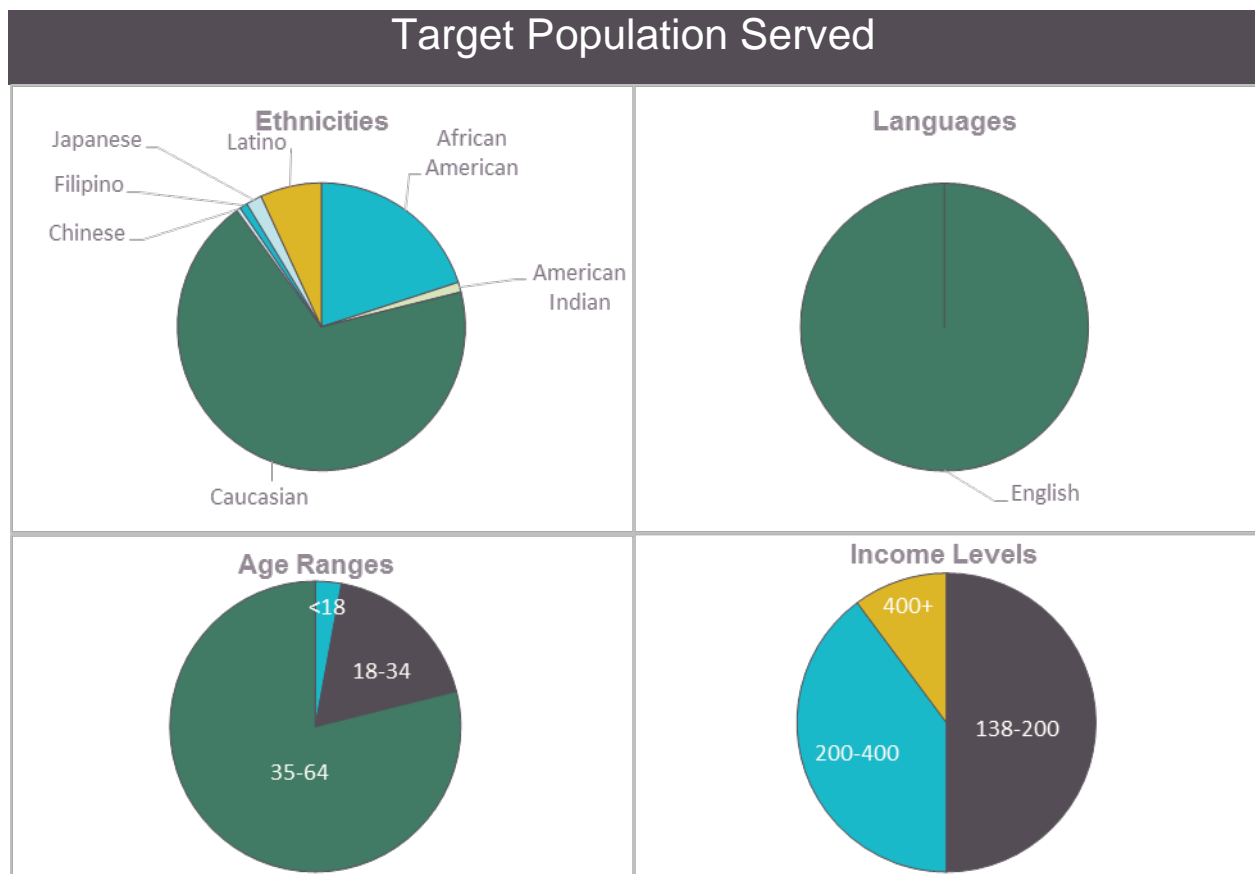
St. Francis Medical Center of Lynwood Foundation

Amount Requested: \$605,000		Navigator Funding: \$36,355	
Roll Over Amount: \$213,645		Total Funding: \$250,000	
Sheryl Addotta Grants Manager sfmcfoundation.dochs.org	Program Affiliation		Effectuated Individuals
	<input checked="" type="checkbox"/> CEE Rank: 66 # CECs: 16 Subcontractor # CECs: N/A		350
Subcontractors: N/A			



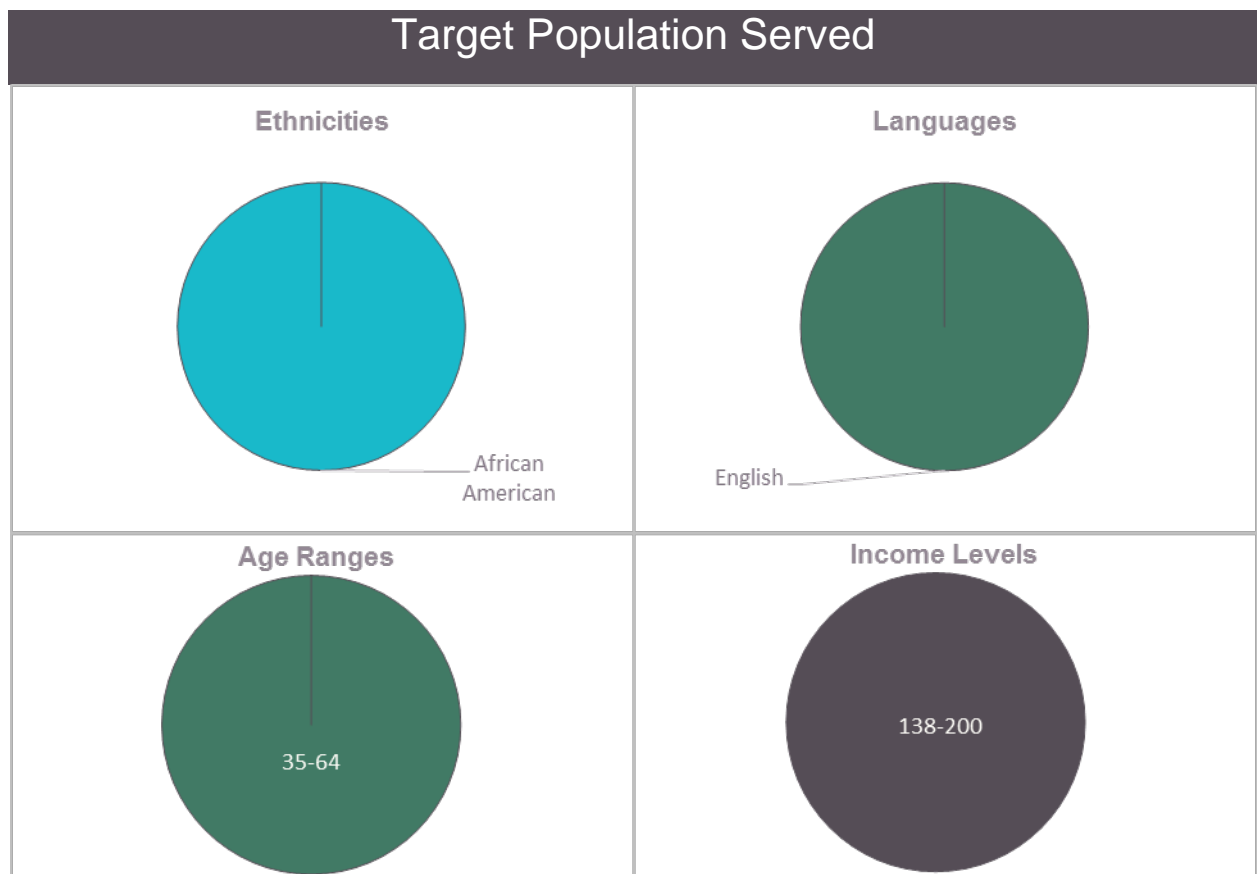
The Actors' Fund of America

Amount Requested: \$155,000		Navigator Funding: \$43,010	
Roll Over Amount: \$112,000		Total Funding: \$155,010	
Daniel Kitowski Director of Health Services, Western Region www.actorsfund.org		Program Affiliation	Effectuated Individuals
		<input type="checkbox"/> CEE Rank: N/A # CECs: N/A Subcontractor # CECs: N/A	350
Subcontractors: N/A			



The Green Foundation

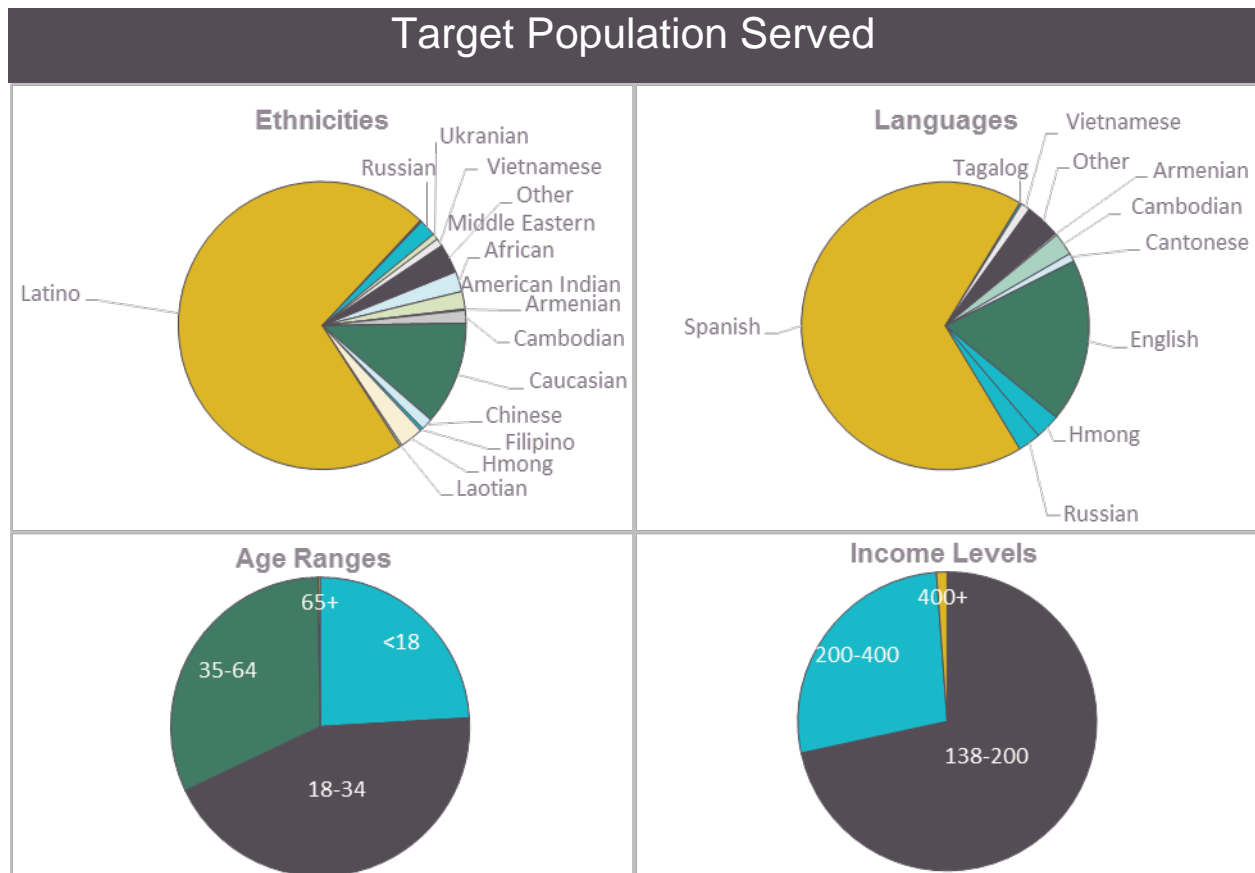
Amount Requested: \$100,000		Navigator Funding: \$100,000	
Roll Over Amount: N/A		Total Funding: \$100,000	
Ernesta Wright Executive Director www.thegreenfoundation.net	Program Affiliation	Effectuated Individuals	
	<input type="checkbox"/> CEE Rank: N/A # CECs: N/A Subcontractor # CECs: N/A	500	
Subcontractors: N/A			



Tides Center/California Coverage & Health Initiatives

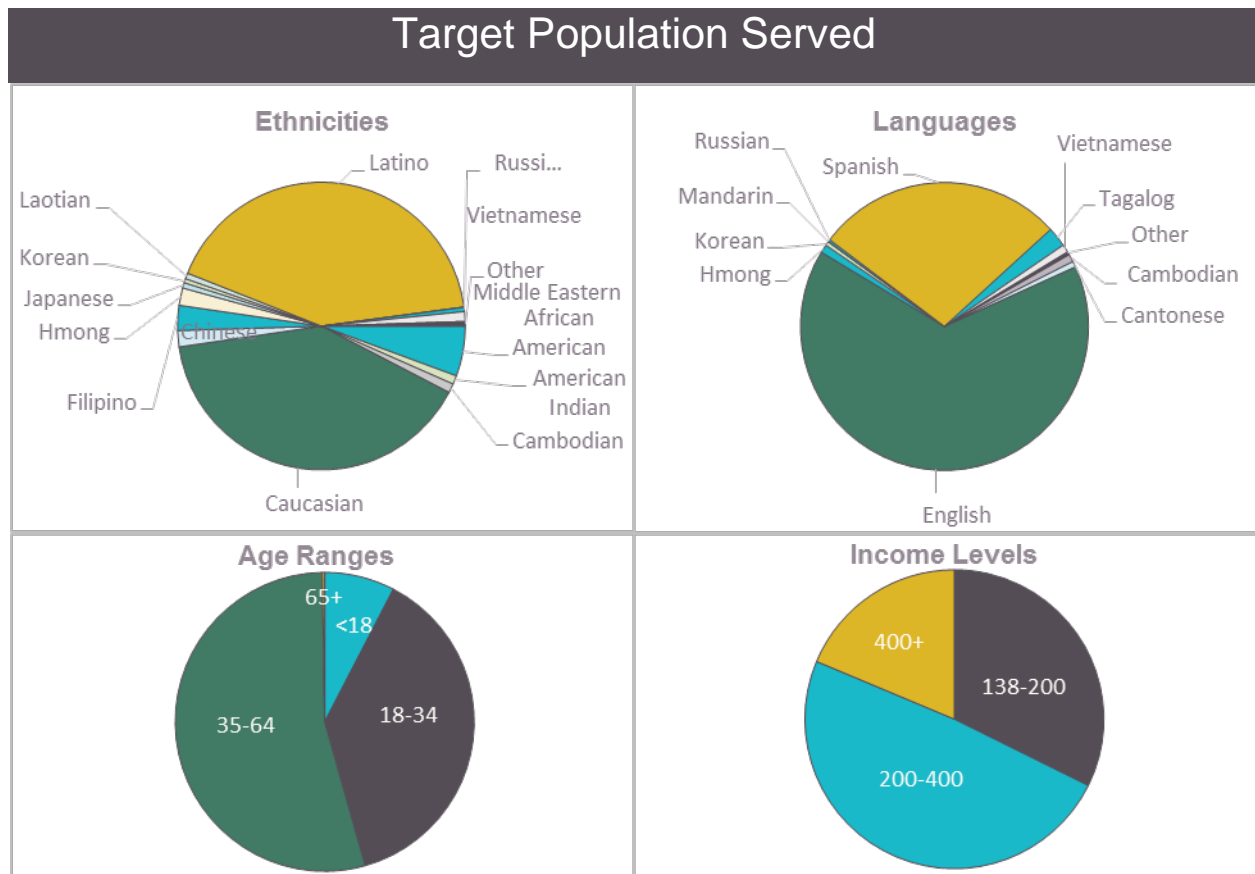
Amount Requested: \$538,236		Navigator Funding: \$400,000	
Roll Over Amount: N/A		Total Funding: \$400,000	
Suzanne Shupe Executive Director CCHI cchi4families.org	Program Affiliation	Effectuated Individuals	
	<input checked="" type="checkbox"/> CEE Rank: 287 # CECs: 4 Subcontractor # CECs: 73	2,100	

Subcontractors: Children’s Health Initiative of Orange County a sponsored project of the Volunteer Center of Greater Orange County dba OneOC, El Concilio The Council For The Spanish Speaking, Family Resource and Referral Center of San Joaquin, Health Information Society of the Victor Valley, Inland Congregations United for Change, Inland Empire United Way/211, Santa Barbara County Office of Education Community Health Initiative, The Community Health Foundation/Inland Empire Coverage and Health Initiative (IE-CHI), Yolo County Children’s Alliance



UHW

Amount Requested: \$1,000,000		Navigator Funding: \$500,000	
Roll Over Amount: N/A		Total Funding: \$500,000	
Rebecca Miller Director of Workforce Development http://www.seiu-uhw.org/		Program Affiliation	Effectuated Individuals
		<input checked="" type="checkbox"/> CEE Rank: 572 # CECs: 10 Subcontractor # CECs: 52	3,500
Subcontractors: We Care Enough to Act			



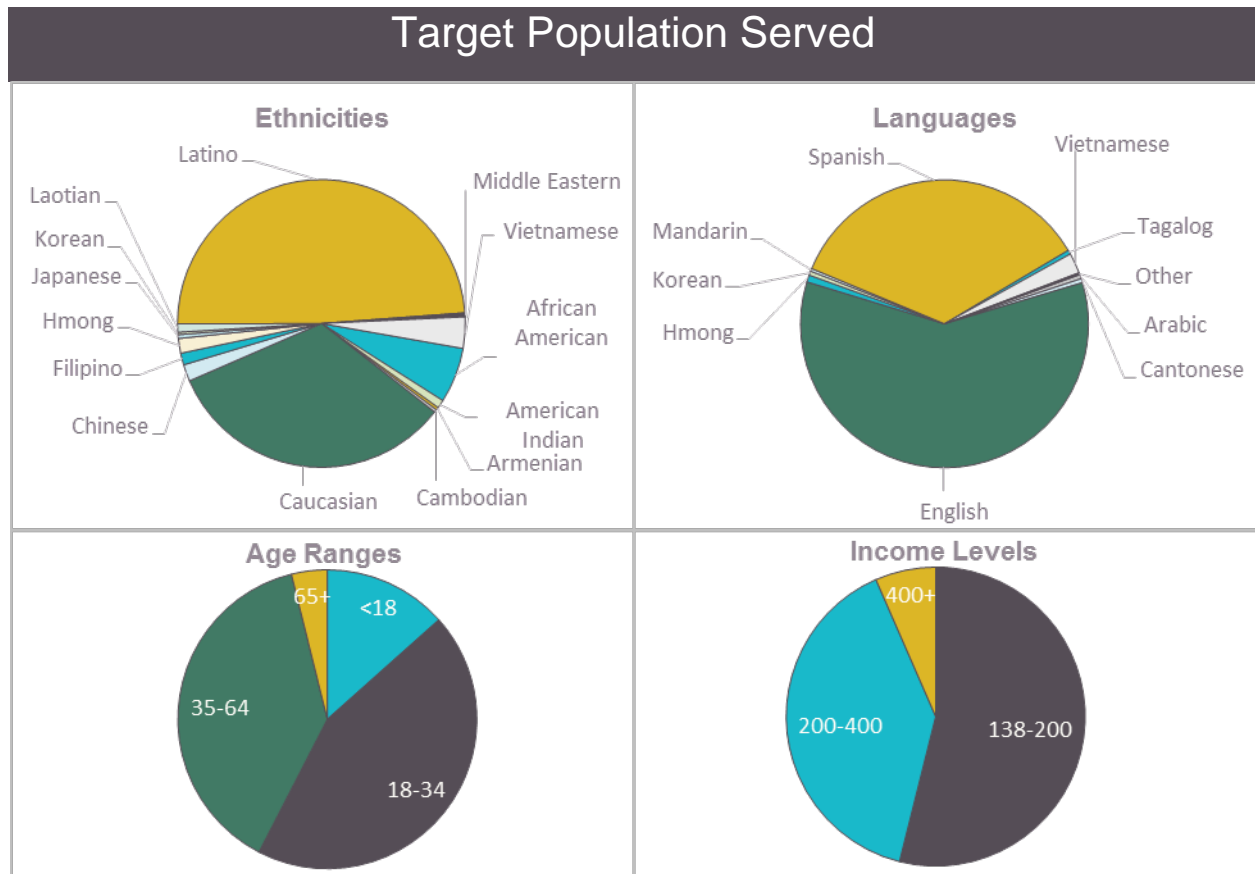
Unidos Por La Musica

Amount Requested: \$750,000		Navigator Funding: 300,000	
Roll Over Amount: N/A		Total Funding: \$300,000	
Oscar Ayon President www.unidosporlamusica.org	Program Affiliation	Effectuated Individuals	
	<input checked="" type="checkbox"/> CEE Rank: 30 # CECs: 2 Subcontractor # CECs: N/A	1,800	
Subcontractors: First Institute Training & Management, Inc.			



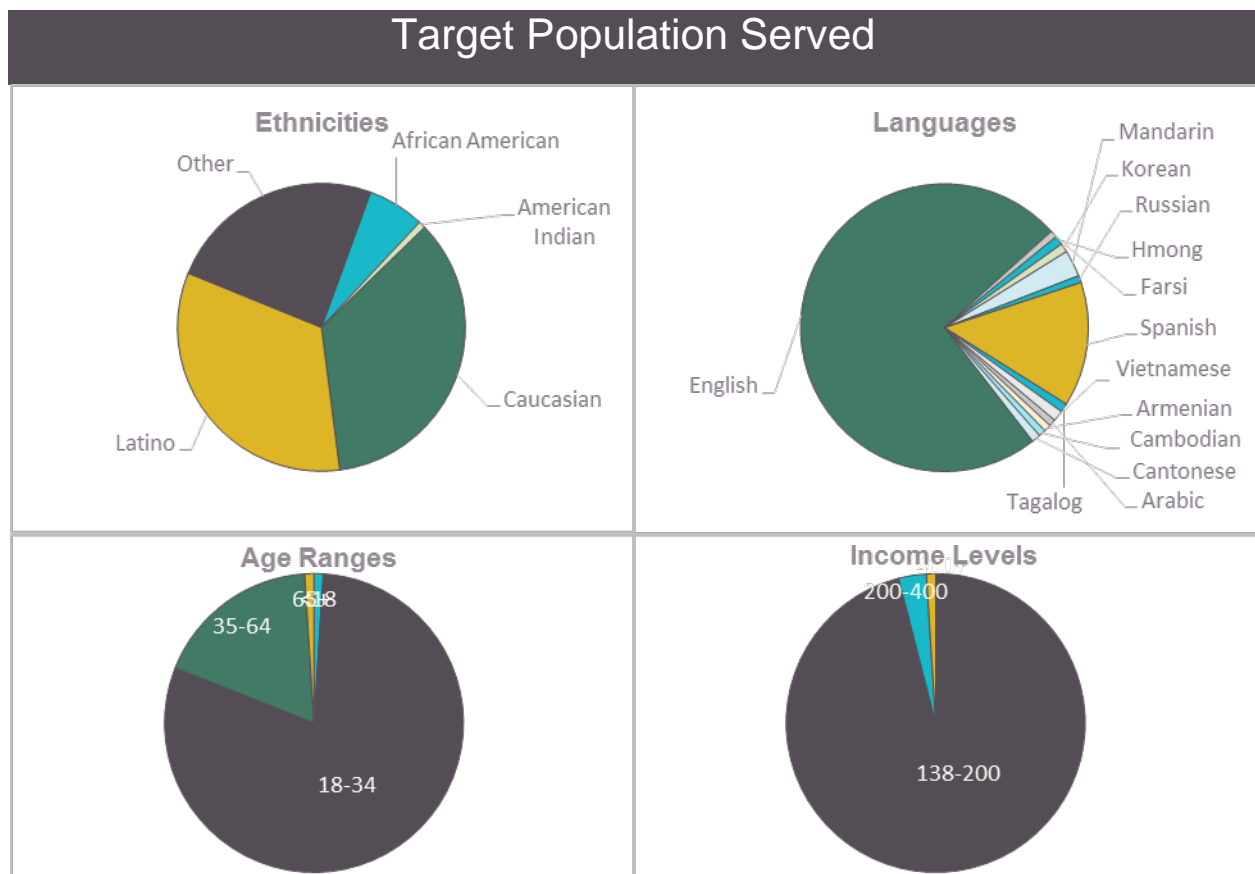
United Ways of California

Amount Requested: \$991,819		Navigator Funding: \$200,495	
Roll Over Amount: \$224,504		Total Funding: \$424,999	
Judy Darnell Director of Public Policy www.unitedwaysca.org		Program Affiliation	Effectuated Individuals
		<input checked="" type="checkbox"/> CEE Rank: 222 # CECs: 9 Subcontractor # CECs: 3	1,400
Subcontractors: Kings United Way, United Way of Fresno County, United Way of Kern County, United Way of Merced County, United Way of Northern, United Way of Santa Cruz County, United Way of Stanislaus County, United Way of Tulare County, United Way of Ventura County, United Way Silicon Valley			



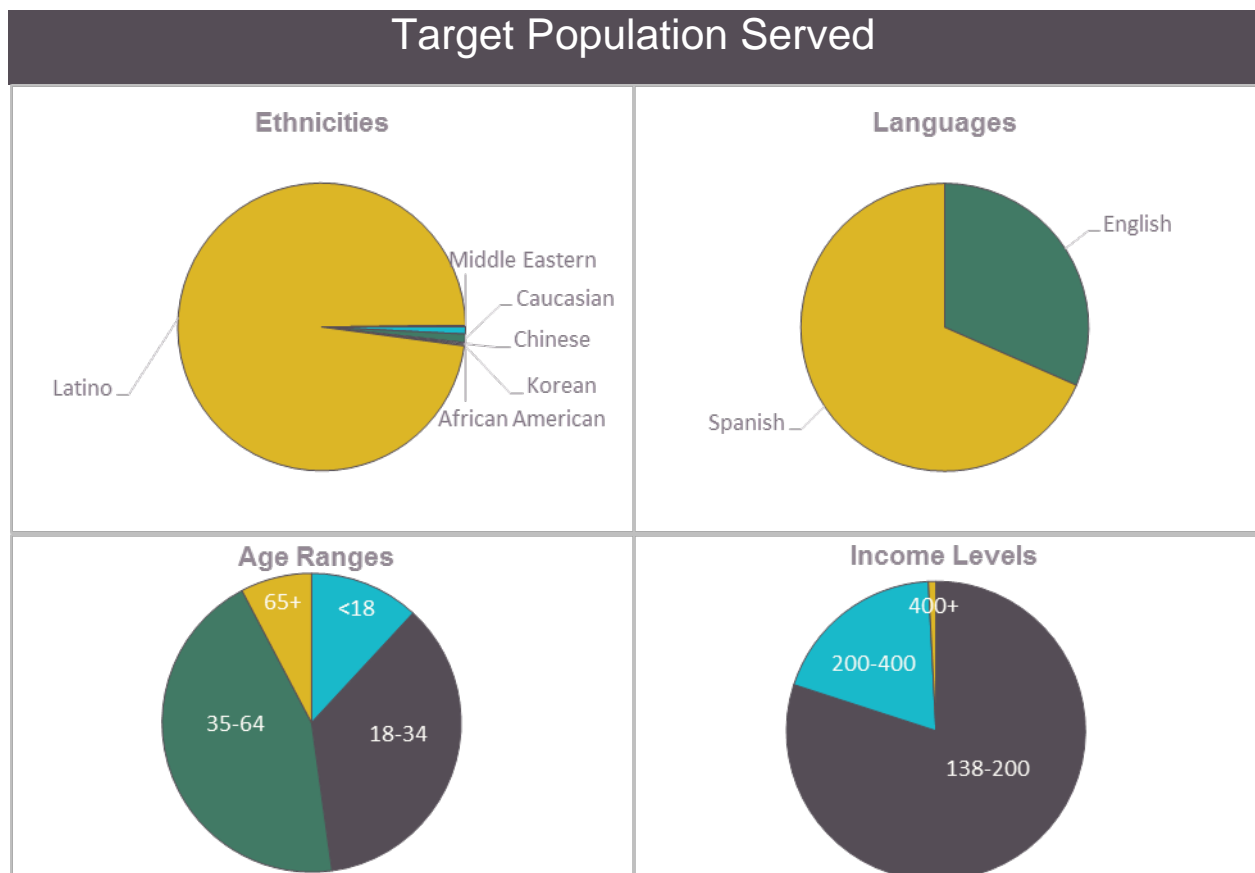
University of Southern California

Amount Requested: \$1,000,000		Navigator Funding: \$100,000	
Roll Over Amount: N/A		Total Funding: \$100,000	
Darnell Cole Associate Professor www.usc.edu	Program Affiliation	Effectuated Individuals	
	<input checked="" type="checkbox"/> CEE Rank: 792 # CECs: 9 Subcontractor # CECs: N/A	700	
Subcontractors: N/A			



Vision y Compromiso

Amount Requested: \$1,000,000		Navigator Funding: \$238,452	
Roll Over Amount: \$261,548		Total Funding: \$500,000	
Maria Lemus Executive Director www.visionycompromiso.org	Program Affiliation		Effectuated Individuals
	<input checked="" type="checkbox"/> CEE Rank: 511 # CECs: 12 Subcontractor # CECs: N/A		1,150
Subcontractors: N/A			



Young Invincibles

Amount Requested: \$200,000		Navigator Funding: \$200,000	
Roll Over Amount: N/A		Total Funding: \$200,000	
Marielle Costanza Development Director www.younginvincibles.org		Program Affiliation	Effectuated Individuals
		<input type="checkbox"/> CEE Rank: N/A # CECs: N/A Subcontractor # CECs: N/A	1,200
Subcontractors: N/A			

